



SWITCH-DISCONNECTOR 100A, FRAME SIZE 1, 3-POLE LATERAL DRIVE LEFT BASIC UNIT WITHOUT HANDLE BOX TERMINAL

Model	
product brand name	SENTRON
product designation	3KD switch disconnecter
design of the product	Switch
display version for switch position indicator door-coupling rotary operating mechanism	ON-OFF
design of the actuating element	Without handle
type of the driving mechanism	Side operating mechanism
type of the driving mechanism motor drive	No
General technical data	
number of poles	3
type of device	fixed mounting
size of switch disconnecter	1
mechanical service life (operating cycles) typical	15 000
electrical endurance (operating cycles)	
• at AC-23 A at 690 V	6 000
• at DC-23 A at 440 V	1 500
I ² t value	
• with closed switch at 1000 V for combination switch +gG/aM SITOR fuse maximum	2 331 A ² ·s
• of the gG fuse at 690 V maximum permissible	75 000 A ² ·s
• of the gG/aM SITOR fuse at 1000 V maximum permissible	6 000 A ² ·s
• of the molded case circuit breaker at 415 V maximum permissible	480 000 A ² ·s
position of the switch operating mechanism	at the left end
overvoltage in percent relative to the operating voltage at AC at 400, 500, 690 V at 50/60 Hz	10 %
overvoltage category	III
degree of pollution	3
Voltage	
operating voltage with current paths in series	
• with degree of pollution 2 at DC rated value	440 V / 3
• with degree of pollution 3 at DC rated value	440 V / 3
insulation voltage	
• rated value	1 000 V
surge voltage resistance rated value	8 kV
operational current at AC-22 A at 1000 V maximum	80 A
let-through current of the fuse at 500 V maximum permissible	12 500 A
let-through current of the gG fuse at 690 V maximum permissible	14 700 A

Supply voltage	
operating voltage at AC rated value	1 000 V
Protection class	
protection class IP	IP20
protection class IP	
<ul style="list-style-type: none"> with closed switch with cover or cable lug cover 	IP20
<ul style="list-style-type: none"> on the front 	IP20
Dissipation	
power loss [W]	
<ul style="list-style-type: none"> with conventional rated thermal current per pole 	2.5 W
<ul style="list-style-type: none"> with conventional rated thermal current per device 	7.5 W
<ul style="list-style-type: none"> for rated value of the current at AC in hot operating state per pole 	2.5 W
Main circuit	
operating power	
<ul style="list-style-type: none"> at AC-23 A at 500 V rated value 	55 kW
operational current rated value	100 A
Auxiliary circuit	
number of connected NC contacts for auxiliary contacts	0
number of connected NO contacts for auxiliary contacts	0
number of connected CO contacts for auxiliary contacts	0
number of CO contacts for auxiliary contacts	3
number of NC contacts for auxiliary contacts	0
number of NO contacts for auxiliary contacts	0
Suitability	
suitability for use main switch	Yes
suitability for use switch disconnecter	Yes
suitability for use EMERGENCY OFF switch	Yes
suitability for use safety switch	Yes
suitability for use according to IEC 62626-1 safety switch	No
suitability for use maintenance/repair switch	Yes
Product details	
product feature interlock	No
product component	
<ul style="list-style-type: none"> trip indicator 	No
<ul style="list-style-type: none"> voltage trigger 	No
<ul style="list-style-type: none"> undervoltage release 	No
<ul style="list-style-type: none"> undervoltage release with leading contact 	No
product extension auxiliary switch	Yes
product extension optional motor drive	No
product extension optional voltage trigger	No
Short circuit	
short-time withstand current (I_{cw}) at 1000 V AC/440 V DC limited to 1 s rated value	3 kA
short-circuit current making capacity (I_{cm}) for switch disconnecter	
<ul style="list-style-type: none"> at 1000 V AC without fuse link rated value minimum 	7 kA
<ul style="list-style-type: none"> at DC 440 V without fuse link rated value minimum 	7 kA
conditional short-circuit current with line-side fuse protection	
<ul style="list-style-type: none"> at 415 V by molded case circuit breaker rated value 	36 kA
<ul style="list-style-type: none"> at 500 V by gG fuse rated value 	100 kA
<ul style="list-style-type: none"> at 690 V by gG fuse rated value 	100 kA
Connections	
type of connectable conductor cross-sections with flexible busbar	2x (0,8x9 mm ²)
type of connectable conductor cross-sections	
<ul style="list-style-type: none"> for copper busbar 	'1 x (2 x 9 mm ²)
type of connectable conductor cross-sections for copper conductor	
<ul style="list-style-type: none"> solid 	1x (1 ... 16 mm ²)
<ul style="list-style-type: none"> finely stranded with core end processing 	1x (1 ... 35 mm ²)

• stranded	1x (6 ... 35 mm ²)
type of electrical connection for main current circuit	box terminal

Mechanical Design

height	119 mm
width	103.3 mm
depth	70 mm
fastening method	Screw fixing and standard rail mounting 35 mm
fastening method	
• 4-hole front mounting	No
• front mounting with central attachment	No
• rail mounting	Yes
mounting position	any
Net Weight	852 g

Environmental conditions

ambient temperature during operation	
• minimum	-25 °C
• maximum	70 °C
ambient temperature during storage	
• minimum	-50 °C
• maximum	80 °C

Certificates

reference code according to IEC 81346-2	Q
---	---

Approvals Certificates

General Product Approval



[Miscellaneous](#)



Test Certificates	Maritime application	other	Environment
-------------------	----------------------	-------	-------------

[Type Test Certificates/Test Report](#)



[Miscellaneous](#)

[Confirmation](#)

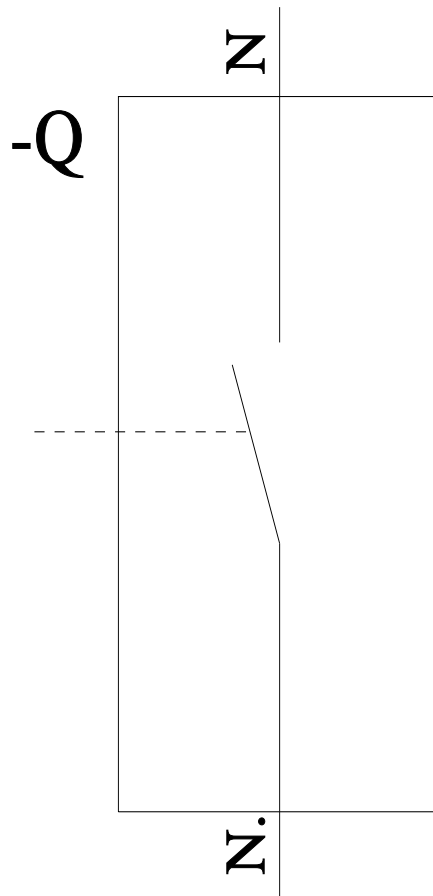
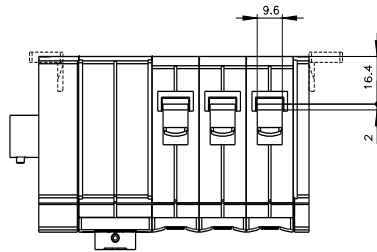
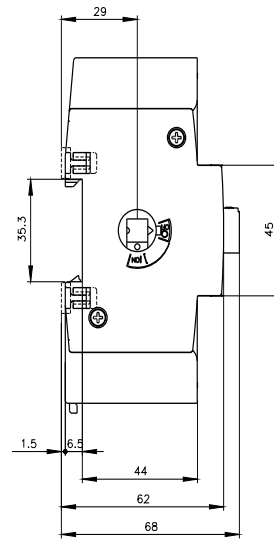
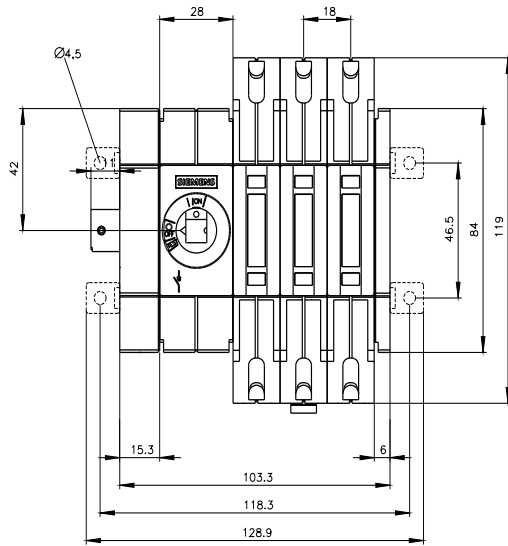
[Environmental Confirmations](#)

Environment

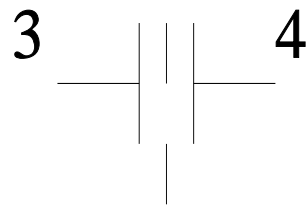
[Environmental Confirmations](#)

Further information

- Information on the packaging
<https://support.industry.siemens.com/cs/ww/en/view/109813875>
- Information for data generation and storage
<https://support.industry.siemens.com/cs/ww/en/view/109995012>
- Information- and Downloadcenter (Catalogs, Brochures,...)
<http://www.siemens.com/lowvoltage/catalogs>
- Industry Mall (Online ordering system)
<https://mall.industry.siemens.com/mall/en/en/Catalog/product?mlfb=3KD3034-2ME10-0>
- Service&Support (Manuals, Certificates, Characteristics, FAQs,...)
<https://support.industry.siemens.com/cs/ww/en/ps/3KD3034-2ME10-0>
- Image database (product images, 2D dimension drawings, 3D models, device circuit diagrams, ...)
http://www.automation.siemens.com/bilddb/cax_en.aspx?mlfb=3KD3034-2ME10-0
- CAX-Online-Generator
<http://www.siemens.com/cax>
- Tender specifications
<http://www.siemens.com/specifications>



-CR



last modified:

7/9/2025 

