



SWITCH-DISCONNECTOR 1000A, FRAME SIZE 4, 3-POLE FRONT OPERATING CENTER BASIC UNIT WITHOUT HANDLE FLAT TERMINAL

Model	
product brand name	SENTRON
product designation	3KD switch disconnecter
design of the product	Switch
display version for switch position indicator door-coupling rotary operating mechanism	ON-OFF
design of the actuating element	Without handle
type of the driving mechanism	Front operating mechanism
type of the driving mechanism motor drive	No
General technical data	
number of poles	3
type of device	fixed mounting
size of switch disconnecter	4
mechanical service life (operating cycles) typical	8 000
electrical endurance (operating cycles)	
• at AC-23 A at 690 V	500
• at DC-23 A at 440 V	500
I ² t value	
• with closed switch at 1000 V for combination switch +gG/aM SITOR fuse maximum	647 250 A ² ·s
• of the fuse at 500 V maximum permissible	19 000 000 A ² ·s
• of the gG fuse at 690 V maximum permissible	5 000 000 A ² ·s
• of the gG/aM SITOR fuse at 1000 V maximum permissible	520 000 A ² ·s
• of the molded case circuit breaker at 415 V maximum permissible	16 000 000 A ² ·s
position of the switch operating mechanism	after the first pole
overvoltage in percent relative to the operating voltage at AC at 400, 500, 690 V at 50/60 Hz	10 %
overvoltage category	IV
degree of pollution	3
Voltage	
operating voltage with current paths in series	
• with degree of pollution 2 at DC rated value	440 V / 3
• with degree of pollution 3 at DC rated value	440 V / 3
insulation voltage	
• rated value	1 000 V
surge voltage resistance rated value	12 kV
operational current at AC-22 A at 1000 V maximum	800 A
let-through current of the fuse at 500 V maximum permissible	118 000 A
let-through current of the gG fuse at 690 V maximum	90 600 A

permissible	
Supply voltage	
operating voltage at AC rated value	1 000 V
Protection class	
protection class IP	IP00
protection class IP	
<ul style="list-style-type: none"> with closed switch with cover or cable lug cover 	IP20
<ul style="list-style-type: none"> on the front 	IP00
Dissipation	
power loss [W]	
<ul style="list-style-type: none"> with conventional rated thermal current per pole 	35 W
<ul style="list-style-type: none"> with conventional rated thermal current per device 	105 W
<ul style="list-style-type: none"> for rated value of the current at AC in hot operating state per pole 	35 W
Main circuit	
operating power	
<ul style="list-style-type: none"> at AC-23 A at 500 V rated value 	710 kW
operational current rated value	800 A
Auxiliary circuit	
number of connected NC contacts for auxiliary contacts	0
number of connected NO contacts for auxiliary contacts	0
number of connected CO contacts for auxiliary contacts	0
number of CO contacts for auxiliary contacts	0
number of NC contacts for auxiliary contacts	8
number of NO contacts for auxiliary contacts	8
Suitability	
suitability for use main switch	Yes
suitability for use switch disconnecter	Yes
suitability for use EMERGENCY OFF switch	Yes
suitability for use safety switch	Yes
suitability for use according to IEC 62626-1 safety switch	No
suitability for use maintenance/repair switch	Yes
Product details	
product feature interlock	No
product component	
<ul style="list-style-type: none"> trip indicator 	No
<ul style="list-style-type: none"> voltage trigger 	No
<ul style="list-style-type: none"> undervoltage release 	No
<ul style="list-style-type: none"> undervoltage release with leading contact 	No
product extension auxiliary switch	Yes
product extension optional motor drive	No
product extension optional voltage trigger	No
Short circuit	
short-time withstand current (I_{cw}) at 1000 V AC/440 V DC limited to 1 s rated value	30 kA
short-circuit current making capacity (I_{cm}) for switch disconnecter	
<ul style="list-style-type: none"> at 1000 V AC without fuse link rated value minimum 	80 kA
<ul style="list-style-type: none"> at DC 440 V without fuse link rated value minimum 	42.6 kA
<ul style="list-style-type: none"> without fuse link rated value minimum 	80 kA
conditional short-circuit current with line-side fuse protection	
<ul style="list-style-type: none"> at 415 V by molded case circuit breaker rated value 	65 kA
<ul style="list-style-type: none"> at 500 V by gG fuse rated value 	100 kA
<ul style="list-style-type: none"> at 690 V by gG fuse rated value 	100 kA
Connections	
type of connectable conductor cross-sections for aluminum conductor	
<ul style="list-style-type: none"> stranded with lug 	1x (25 ... 240 mm ²), 2x (25 ... 240 mm ²)
type of connectable conductor cross-sections	
<ul style="list-style-type: none"> with combination of Al conductor+switch 	620 A / 2 x 240 mm ²
<ul style="list-style-type: none"> for copper busbar 	'1 x (40 x 10 mm ²), 2 x (40 x 5 mm ²)

type of connectable conductor cross-sections for copper conductor	
<ul style="list-style-type: none"> • stranded with lug according to DIN 46234 	1x (25 ... 240 mm ²), 2x (25 ... 240 mm ²)
<ul style="list-style-type: none"> • stranded with lug according to DIN 46235 	1x (25 ... 240 mm ²), 2x (25 ... 240 mm ²)
type of electrical connection for main current circuit	flat connector

Mechanical Design

height	235 mm
width	260 mm
depth	110 mm
fastening method	screw fixing
fastening method	
<ul style="list-style-type: none"> • 4-hole front mounting 	No
<ul style="list-style-type: none"> • front mounting with central attachment 	No
<ul style="list-style-type: none"> • rail mounting 	No
mounting position	any
Net Weight	7.286 kg

Environmental conditions

ambient temperature during operation	
<ul style="list-style-type: none"> • minimum 	-25 °C
<ul style="list-style-type: none"> • maximum 	70 °C
ambient temperature during storage	
<ul style="list-style-type: none"> • minimum 	-50 °C
<ul style="list-style-type: none"> • maximum 	80 °C

Certificates

reference code according to IEC 81346-2	Q
---	---

Approvals Certificates

General Product Approval



[Miscellaneous](#)



Test Certificates	Maritime application	other	Environment
-------------------	----------------------	-------	-------------

[Type Test Certificates/Test Report](#)



[Miscellaneous](#)

[Confirmation](#)

[Environmental Confirmations](#)

Environment

[Environmental Confirmations](#)

Further information

Information on the packaging

<https://support.industry.siemens.com/cs/ww/en/view/109813875>

Information for data generation and storage

<https://support.industry.siemens.com/cs/ww/en/view/109995012>

Information- and Downloadcenter (Catalogs, Brochures,...)

<http://www.siemens.com/lowvoltage/catalogs>

Industry Mall (Online ordering system)

<https://mall.industry.siemens.com/mall/en/en/Catalog/product?mlfb=3KD5030-0QE20-0>

Service&Support (Manuals, Certificates, Characteristics, FAQs,...)

<https://support.industry.siemens.com/cs/ww/en/ps/3KD5030-0QE20-0>

Image database (product images, 2D dimension drawings, 3D models, device circuit diagrams, ...)

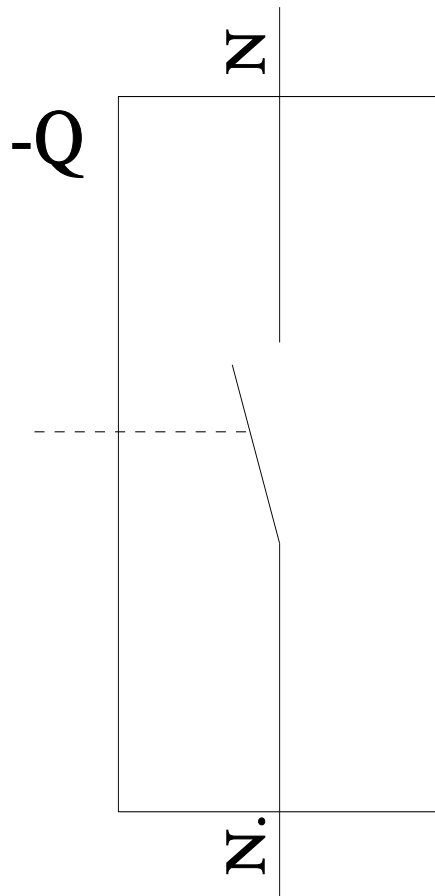
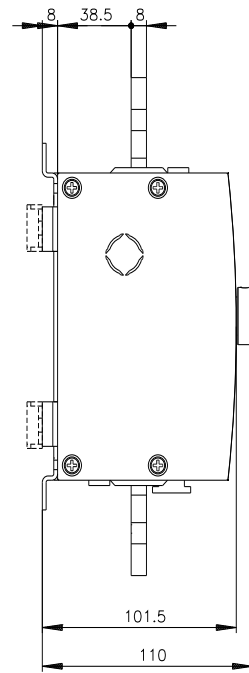
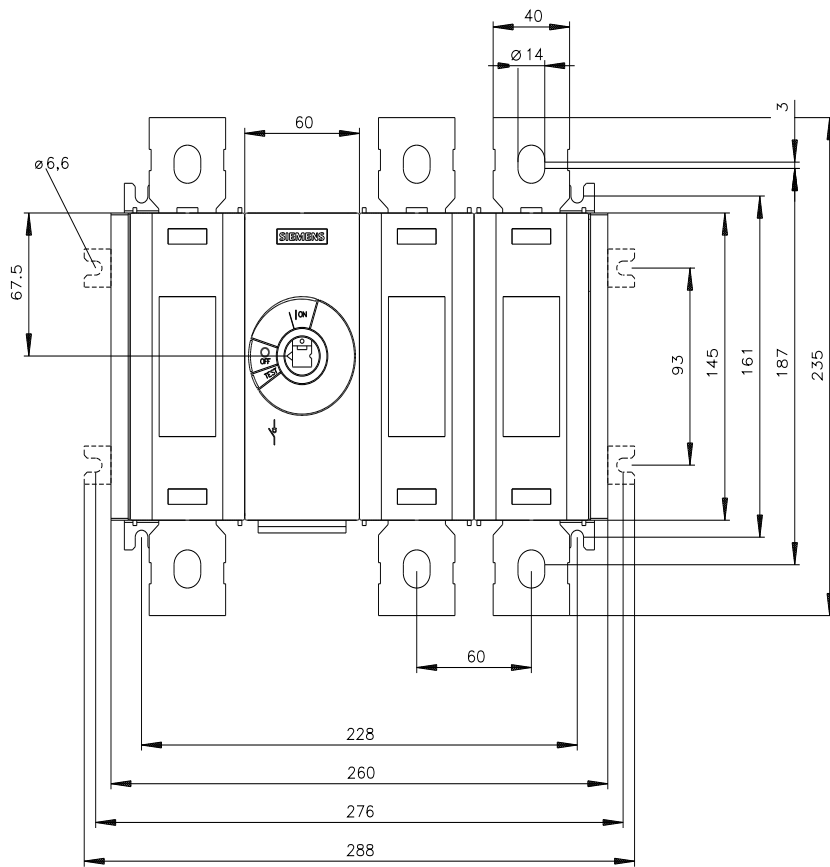
http://www.automation.siemens.com/bilddb/cax_en.aspx?mlfb=3KD5030-0QE20-0

CAX-Online-Generator

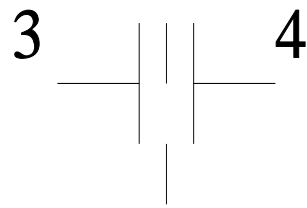
<http://www.siemens.com/cax>

Tender specifications

<http://www.siemens.com/specifications>



-CR



last modified:

7/9/2025 

