


SWITCH-DISCONNECTOR 2000A, FRAME SIZE 5, 4-POLE FRONT
OPERATING LEFT COMPLETE ASSEMBLY DIRECT OPERATING MECHANISM
GREY FLAT TERMINAL



Model	
product brand name	SENTRON
product designation	3KD switch disconnecter
design of the product	Switch
display version for switch position indicator manual operation	ON-OFF-TEST
design of the actuating element	Long rotary knob
type of the driving mechanism	Front operating mechanism
type of the driving mechanism motor drive	No
General technical data	
number of poles	4
type of device	fixed mounting
size of switch disconnecter	5
mechanical service life (operating cycles) typical	8 000
electrical endurance (operating cycles)	
• at DC-21 A at 1000 V	100
• at AC-23 A at 690 V	500
• at DC-23 A at 440 V	500
I ² t value	
• with closed switch at 1000 V for combination switch +gG/aM SITOR fuse maximum	3 492 000 A ² ·s
• of the fuse at 500 V maximum permissible	38 000 000 A ² ·s
• of the gG/aM SITOR fuse at 1000 V maximum permissible	1 800 000 A ² ·s
position of the switch operating mechanism	at the left end
overvoltage in percent relative to the operating voltage at AC at 400, 500, 690 V at 50/60 Hz	10 %
overvoltage category	IV
degree of pollution	3
Voltage	
operating voltage with current paths in series	
• with degree of pollution 2 at DC rated value	440 V / 3
• with degree of pollution 3 at DC rated value	440 V / 3
insulation voltage	
• rated value	1 000 V
surge voltage resistance rated value	12 kV
operational current at AC-22 A at 1000 V maximum	1 600 A
let-through current of the fuse at 500 V maximum permissible	176 400 A
let-through current of the gG fuse at 690 V maximum permissible	127 000 A
Supply voltage	

operating voltage at AC rated value	1 000 V
Protection class	
protection class IP	IP00
protection class IP	
<ul style="list-style-type: none"> with closed switch with cover or cable lug cover 	IP20
<ul style="list-style-type: none"> on the front 	IP00
Dissipation	
power loss [W]	
<ul style="list-style-type: none"> with conventional rated thermal current per pole 	80 W
<ul style="list-style-type: none"> with conventional rated thermal current per device 	320 W
<ul style="list-style-type: none"> for rated value of the current at AC in hot operating state per pole 	80 W
Main circuit	
operating power	
<ul style="list-style-type: none"> at AC-23 A at 500 V rated value 	1 000 kW
operational current rated value	2 000 A
Auxiliary circuit	
number of connected NC contacts for auxiliary contacts	0
number of connected NO contacts for auxiliary contacts	0
number of connected CO contacts for auxiliary contacts	0
number of CO contacts for auxiliary contacts	0
number of NC contacts for auxiliary contacts	8
number of NO contacts for auxiliary contacts	8
Suitability	
suitability for use main switch	Yes
suitability for use switch disconnecter	Yes
suitability for use EMERGENCY OFF switch	No
suitability for use safety switch	Yes
suitability for use according to IEC 62626-1 safety switch	No
suitability for use maintenance/repair switch	Yes
Product details	
product feature interlock	Yes
product component	
<ul style="list-style-type: none"> trip indicator 	No
<ul style="list-style-type: none"> voltage trigger 	No
<ul style="list-style-type: none"> undervoltage release 	No
<ul style="list-style-type: none"> undervoltage release with leading contact 	No
product extension auxiliary switch	Yes
product extension optional motor drive	No
product extension optional voltage trigger	No
Short circuit	
short-time withstand current (I _{cw}) at 1000 V AC/440 V DC limited to 1 s rated value	55 kA
short-circuit current making capacity (I _{cm}) for switch disconnecter	
<ul style="list-style-type: none"> at 1000 V AC without fuse link rated value minimum 	121 kA
<ul style="list-style-type: none"> at DC 440 V without fuse link rated value minimum 	80 kA
<ul style="list-style-type: none"> without fuse link rated value minimum 	121 kA
conditional short-circuit current with line-side fuse protection	
<ul style="list-style-type: none"> at 500 V by gG fuse rated value 	80 kA
<ul style="list-style-type: none"> at 690 V by gG fuse rated value 	65 kA
Connections	
type of connectable conductor cross-sections for aluminum conductor	
<ul style="list-style-type: none"> stranded with lug 	1x (120 ... 300 mm ²), 2x (95 ... 300 mm ²)
type of connectable conductor cross-sections	
<ul style="list-style-type: none"> with combination of Al conductor+switch 	680A / 2x 300mm ²
<ul style="list-style-type: none"> for copper busbar 	3x (60x10 mm ²)
type of connectable conductor cross-sections for copper conductor	
<ul style="list-style-type: none"> stranded with lug according to DIN 46234 	1x (120 ... 240 mm ²), 2x (95 ... 240 mm ²)

• stranded with lug according to DIN 46235	1x (120 ... 240 mm ²), 2x (95 ... 240 mm ²)
type of electrical connection for main current circuit	flat connector

Mechanical Design	
height	310 mm
width	472 mm
depth	213 mm
fastening method	screw fixing
fastening method	
• 4-hole front mounting	No
• front mounting with central attachment	No
• rail mounting	No
mounting position	any
Net Weight	21.66 kg

Environmental conditions	
ambient temperature during operation	
• minimum	-25 °C
• maximum	70 °C
ambient temperature during storage	
• minimum	-50 °C
• maximum	80 °C

Certificates	
reference code according to IEC 81346-2	Q

Approvals Certificates

General Product Approval



[Miscellaneous](#)



Test Certificates	other	Environment
-------------------	-------	-------------

[Type Test Certificates/Test Report](#)



[Confirmation](#)

[Miscellaneous](#)

[Environmental Confirmations](#)

[Environmental Confirmations](#)

Further information

Information on the packaging

<https://support.industry.siemens.com/cs/ww/en/view/109813875>

Information for data generation and storage

<https://support.industry.siemens.com/cs/ww/en/view/109995012>

Information- and Downloadcenter (Catalogs, Brochures,...)

<http://www.siemens.com/lowvoltage/catalogs>

Industry Mall (Online ordering system)

<https://mall.industry.siemens.com/mall/en/en/Catalog/product?mlfb=3KD5642-0RE10-0>

Service&Support (Manuals, Certificates, Characteristics, FAQs,...)

<https://support.industry.siemens.com/cs/ww/en/ps/3KD5642-0RE10-0>

Image database (product images, 2D dimension drawings, 3D models, device circuit diagrams, ...)

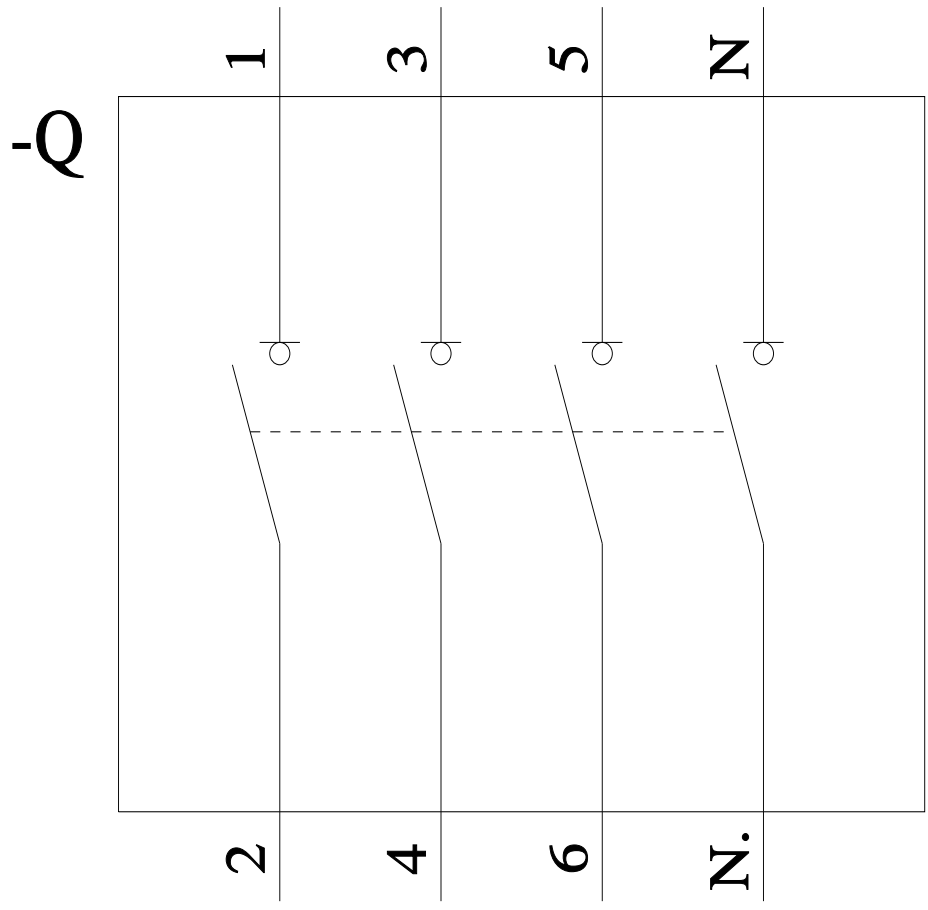
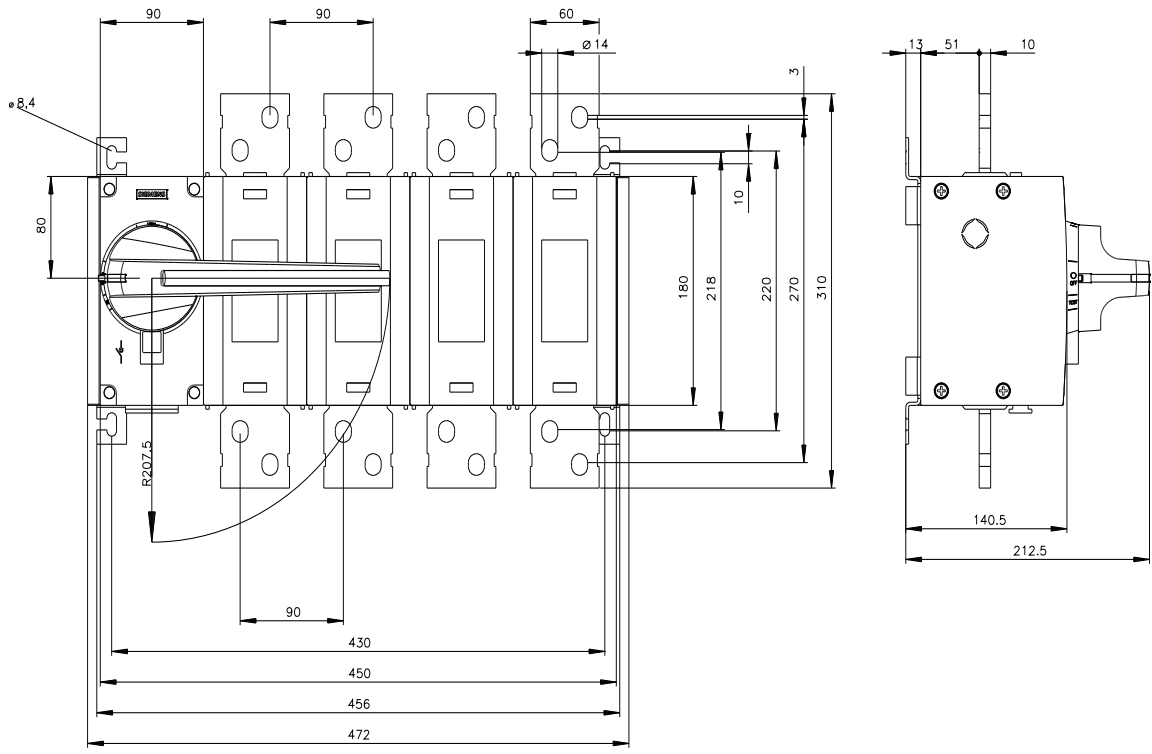
http://www.automation.siemens.com/bilddb/cax_en.aspx?mlfb=3KD5642-0RE10-0

CAX-Online-Generator

<http://www.siemens.com/cax>

Tender specifications

<http://www.siemens.com/specifications>



-CR



last modified:

7/9/2025 

