



SENTRON, Switch disconnecter 3LD, main switch, 3-pole, Iu: 100 A, Operating power / at AC-23 A at 400 V: 37 kW, installation in distribution boards, knob-operated mechanism, black, handle direct at the switch

Model	
product brand name	SENTRON
product designation	Switch disconnecter
design of the product	Main switch
display version for switch position indicator manual operation	1 ON - 0 OFF
type of switch	DIN-rail mounting
design of the actuating element	selector switch
color of the actuating element	black
design of handle	knob-operated mechanism, black
type of the driving mechanism motor drive	No
General technical data	
number of poles	3
size of switch disconnecter	4
mechanical service life (operating cycles) typical	100 000
electrical endurance (operating cycles)	
• at AC-23 A at 690 V	6 000
operating frequency maximum	50 1/h
degree of pollution	3
Voltage	
insulation voltage rated value	690 V
surge voltage resistance rated value	6 kV
operating voltage	
• at AC rated value	690 V
operating frequency rated value	
• minimum	50 Hz
• maximum	60 Hz
Protection class	
protection class IP	IP40
protection class IP on the front	IP40
Dissipation	
power loss [W] for rated value of the current at AC in hot operating state per pole	7.5 W
Main circuit	
operational current	
• at AC-21 at 690 V rated value	100 A
• at AC-21 A at 240 V rated value	100 A
• at AC-21 A at 400 V rated value	100 A
• at AC-21 A at 440 V rated value	100 A
• at AC-23 A at 400 V rated value	70 A

operating power	
<ul style="list-style-type: none"> • at AC-23 A at 240 V rated value • at AC-23 A at 400 V rated value • at AC-23 A at 440 V rated value • at AC-23 A at 690 V rated value • at AC-3 at 240 V rated value • at AC-3 at 400 V rated value • at AC-3 at 690 V rated value 	18.5 kW 37 kW 37 kW 30 kW 18.5 kW 30 kW 22 kW
Auxiliary circuit	
number of CO contacts for auxiliary contacts	0
number of NC contacts for auxiliary contacts	0
number of NO contacts for auxiliary contacts	0
operating voltage of auxiliary contacts at AC maximum	500 V
continuous current of the auxiliary contact rated value	10 A
insulation voltage of the auxiliary switch rated value	500 V
Suitability	
suitability for use main switch	Yes
suitability for use switch disconnecter	Yes
suitability for use EMERGENCY OFF switch	No
suitability for use safety switch	Yes
suitability for use maintenance/repair switch	Yes
Product details	
product feature can be locked into OFF position	Yes
Accessories	
product extension optional	
<ul style="list-style-type: none"> • motor drive • voltage trigger 	No No
number of connectable NC contacts for auxiliary contacts attachable maximum	2
number of connectable NO contacts for auxiliary contacts attachable maximum	4
number of connectable CO contacts for auxiliary contacts attachable maximum	0
number of bracket locks maximum	2
hasp thickness of the bracket locks	4 ... 6 mm
Short circuit	
conditional short-circuit current with line-side fuse protection	
<ul style="list-style-type: none"> • at 690 V by gG fuse rated value 	50 kA
let-through current with closed switch	
<ul style="list-style-type: none"> • at 240 V for combination switch + gG fuse maximum • at 440 V for combination switch + gG fuse maximum • at 690 V for combination switch + gG fuse maximum permissible 	10 kA 10 kA 10 kA
I²t value with closed switch	
<ul style="list-style-type: none"> • at 240 V for combination switch + gG fuse maximum • at 440 V for combination switch + gG fuse maximum • at 690 V for combination switch + gG fuse maximum 	64 kA ² .s 64 kA ² .s 64 kA ² .s
design of the fuse link	
<ul style="list-style-type: none"> • for short-circuit protection of the main circuit required • for short-circuit protection of the auxiliary switch required 	fuse gL/gG: 100 A fuse gL/gG: 10 A
operational current of upstream fuse rated value	100 A
according UL	
operational current at AC according to UL 508/UL 60947-4-1 rated value	100 A
operating voltage at AC at 50/60 Hz according to UL 508/UL 60947-4-1 rated value	600 V
active power [hp] at AC at 480 V according to UL 508/UL 60947-4-1 rated value	60
active power [hp] at AC at 600 V according to UL 508/UL 60947-4-1 rated value	75
short-time withstand current (SCCR) at 600 V according to UL 508/UL 60947-4-1	10 kA

continuous current of upstream fuse according to UL rated value	200 A
type of fuse according to UL	RK5
Connections	
AWG number as coded connectable conductor cross section solid maximum	1 12
type of connectable conductor cross-sections for copper conductor	1x (4...50mm ²) 1x (4...35mm ²) 1x (4...50mm ²)
type of connectable conductor cross-sections for auxiliary contacts	2x (0.75 ... 2.5 mm ²), 1x 4 mm ² 2x (0.75 ... 1.5 mm ²), 1x 2.5 mm ² 2x (0.75 ... 2.5 mm ²), 1x 4 mm ²
type of electrical connection	box terminal connection terminals

Mechanical Design	
height	83 mm
width	71 mm
depth	97 mm
type of device	fixed mounting
fastening method	Built-in unit fixed-mounted version
fastening method	No No Yes
Net Weight	379 g

Environmental conditions	
ambient temperature during operation	-25 °C 55 °C
ambient temperature during storage	-25 °C 55 °C

Approvals Certificates	
General Product Approval	



[Miscellaneous](#)

General Product Approval	Maritime application	other	Environment
			Confirmation Environmental Confirmations Environmental Confirmations

Further information

Information on the packaging
<https://support.industry.siemens.com/cs/ww/en/view/109813875>
 Information for data generation and storage
<https://support.industry.siemens.com/cs/ww/en/view/109995012>
 Information- and Downloadcenter (Catalogs, Brochures,...)
<https://www.siemens.com/lowvoltage/catalogs>
 Industry Mall (Online ordering system)

<https://mall.industry.siemens.com/mall/en/en/Catalog/product?mlfb=3LD2730-0TK11>

Service&Support (Manuals, Certificates, Characteristics, FAQs,...)

<https://support.industry.siemens.com/cs/ww/en/ps/3LD2730-0TK11>

Image database (product images, 2D dimension drawings, 3D models, device circuit diagrams, ...)

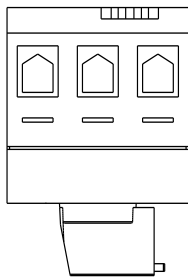
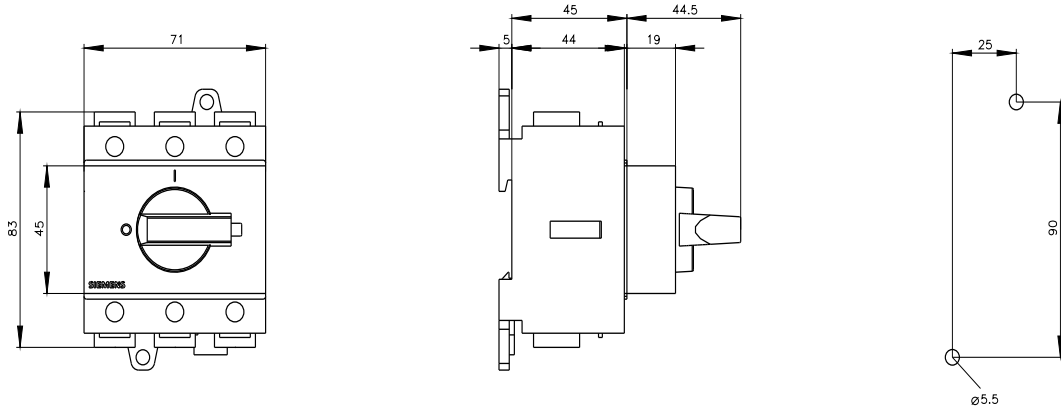
https://www.automation.siemens.com/bilddb/cax_en.aspx?mlfb=3LD2730-0TK11

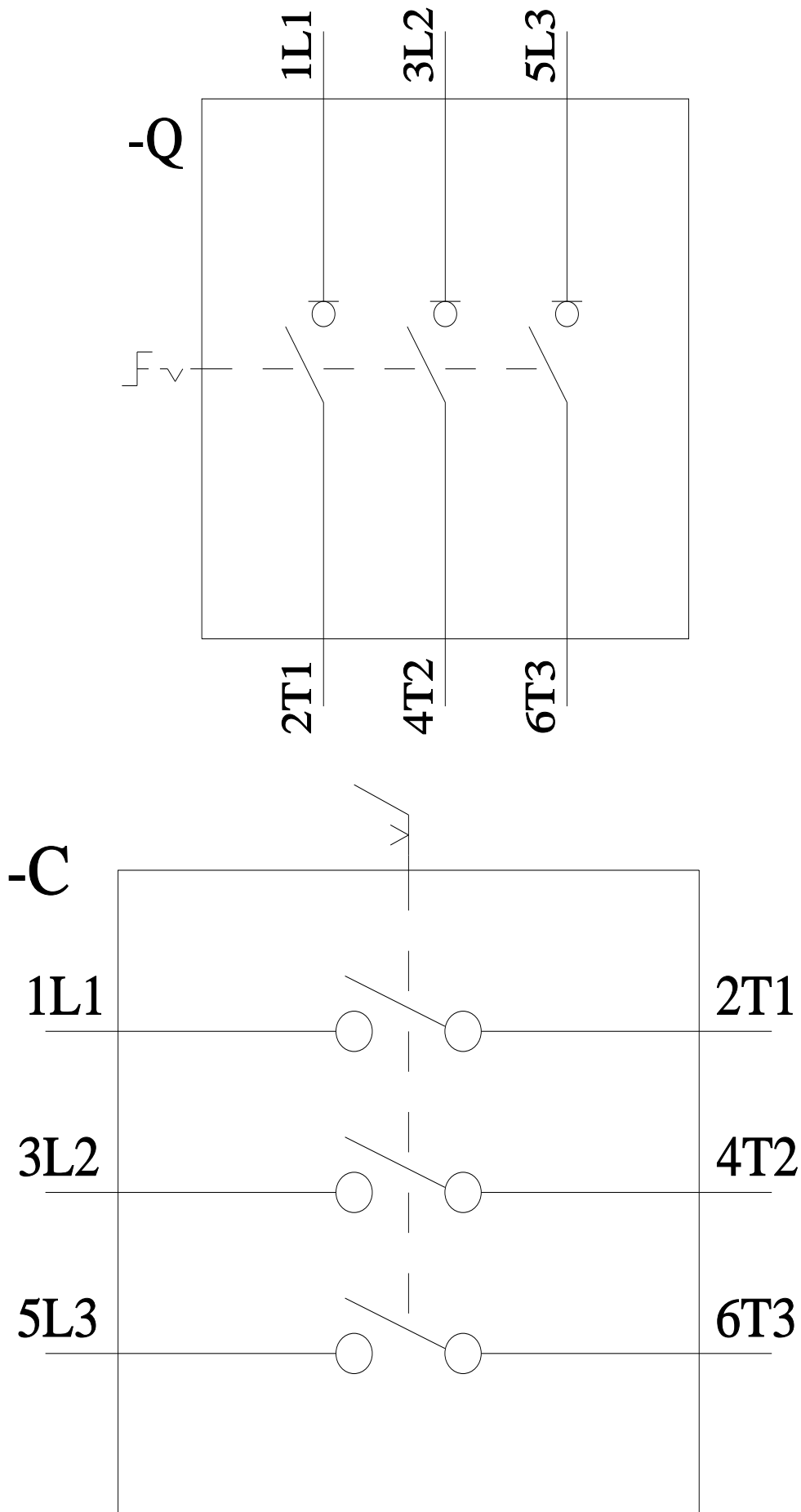
CAX-Online-Generator

<https://www.siemens.com/cax>

Tender specifications

<https://www.siemens.com/specifications>





last modified:

10/14/2025 

