



SENTRON, Switch disconnecter 3LD, main switch, 3-pole, Iu: 125 A, Operating power / at AC-23 A at 400 V: 45 kW, installation in distribution boards, knob-operated mechanism, black, handle direct at the switch

Model	
product brand name	SENTRON
product designation	Switch disconnecter
design of the product	Main switch
display version for switch position indicator manual operation	1 ON - 0 OFF
type of switch	DIN-rail mounting
design of the actuating element	selector switch
color of the actuating element	black
design of handle	knob-operated mechanism, black
type of the driving mechanism motor drive	No
General technical data	
number of poles	3
size of switch disconnecter	4
mechanical service life (operating cycles) typical	100 000
electrical endurance (operating cycles)	
• at AC-23 A at 690 V	6 000
operating frequency maximum	50 1/h
degree of pollution	3
Voltage	
insulation voltage rated value	690 V
surge voltage resistance rated value	6 kV
operating voltage	
• at AC rated value	690 V
operating frequency rated value	
• minimum	50 Hz
• maximum	60 Hz
Protection class	
protection class IP	IP40
protection class IP on the front	IP40
Dissipation	
power loss [W] for rated value of the current at AC in hot operating state per pole	12 W
Main circuit	
operational current	
• at AC-21 at 690 V rated value	125 A
• at AC-21 A at 240 V rated value	125 A
• at AC-21 A at 400 V rated value	125 A
• at AC-21 A at 440 V rated value	125 A
• at AC-23 A at 400 V rated value	80 A

<b>operating power</b>	
• at AC-23 A at 240 V rated value	22 kW
• at AC-23 A at 400 V rated value	45 kW
• at AC-23 A at 440 V rated value	45 kW
• at AC-23 A at 690 V rated value	37 kW
• at AC-3 at 240 V rated value	22 kW
• at AC-3 at 400 V rated value	37 kW
• at AC-3 at 690 V rated value	30 kW
<b>Auxiliary circuit</b>	
number of CO contacts for auxiliary contacts	0
<b>number of NC contacts for auxiliary contacts</b>	0
<b>number of NO contacts for auxiliary contacts</b>	0
<b>operating voltage of auxiliary contacts at AC maximum</b>	500 V
<b>continuous current of the auxiliary contact rated value</b>	10 A
insulation voltage of the auxiliary switch rated value	500 V
<b>Suitability</b>	
<b>suitability for use main switch</b>	Yes
<b>suitability for use switch disconnecter</b>	Yes
<b>suitability for use EMERGENCY OFF switch</b>	No
<b>suitability for use safety switch</b>	Yes
<b>suitability for use maintenance/repair switch</b>	Yes
<b>Product details</b>	
<b>product feature can be locked into OFF position</b>	Yes
<b>Accessories</b>	
<b>product extension optional</b>	
• motor drive	No
• voltage trigger	No
<b>number of connectable NC contacts for auxiliary contacts attachable maximum</b>	2
<b>number of connectable NO contacts for auxiliary contacts attachable maximum</b>	4
<b>number of connectable CO contacts for auxiliary contacts attachable maximum</b>	0
<b>number of bracket locks maximum</b>	2
<b>hasp thickness of the bracket locks</b>	4 ... 6 mm
<b>Short circuit</b>	
<b>conditional short-circuit current with line-side fuse protection</b>	
• at 690 V by gG fuse rated value	20 kA
<b>let-through current with closed switch</b>	
• at 240 V for combination switch + gG fuse maximum	10 kA
• at 440 V for combination switch + gG fuse maximum	10 kA
• at 690 V for combination switch + gG fuse maximum permissible	10 kA
<b>I<sup>2t</sup> value with closed switch</b>	
• at 240 V for combination switch + gG fuse maximum	104 kA <sup>2</sup> .s
• at 440 V for combination switch + gG fuse maximum	104 kA <sup>2</sup> .s
• at 690 V for combination switch + gG fuse maximum	104 kA <sup>2</sup> .s
<b>design of the fuse link</b>	
• for short-circuit protection of the main circuit required	fuse gL/gG: 125 A
• for short-circuit protection of the auxiliary switch required	fuse gL/gG: 10 A
<b>operational current of upstream fuse rated value</b>	125 A
<b>according UL</b>	
<b>operational current at AC according to UL 508/UL 60947-4-1 rated value</b>	125 A
<b>operating voltage at AC at 50/60 Hz according to UL 508/UL 60947-4-1 rated value</b>	600 V
<b>active power [hp] at AC at 480 V according to UL 508/UL 60947-4-1 rated value</b>	75
<b>active power [hp] at AC at 600 V according to UL 508/UL 60947-4-1 rated value</b>	100
<b>short-time withstand current (SCCR) at 600 V according to UL 508/UL 60947-4-1</b>	10 kA

continuous current of upstream fuse according to UL rated value	200 A
type of fuse according to UL	RK5
<b>Connections</b>	
AWG number as coded connectable conductor cross section solid maximum	1 12
type of connectable conductor cross-sections for copper conductor	1x (4...50mm <sup>2</sup> ) 1x (4...35mm <sup>2</sup> ) 1x (4...50mm <sup>2</sup> )
type of connectable conductor cross-sections for auxiliary contacts	2x (0.75 ... 2.5 mm <sup>2</sup> ), 1x 4 mm <sup>2</sup> 2x (0.75 ... 1.5 mm <sup>2</sup> ), 1x 2.5 mm <sup>2</sup> 2x (0.75 ... 2.5 mm <sup>2</sup> ), 1x 4 mm <sup>2</sup>
type of electrical connection	box terminal connection terminals

<b>Mechanical Design</b>	
height	83 mm
width	71 mm
depth	97 mm
type of device	fixed mounting
fastening method	Built-in unit fixed-mounted version
fastening method	No No Yes
Net Weight	374 g

<b>Environmental conditions</b>	
ambient temperature during operation	-25 °C 55 °C
ambient temperature during storage	-25 °C 55 °C

**Approvals Certificates**

General Product Approval



[Miscellaneous](#)

General Product Approval	Maritime application	other	Environment
			<a href="#">Confirmation</a> <a href="#">Environmental Confirmations</a> <a href="#">Environmental Confirmations</a>

**Further information**

Information on the packaging  
<https://support.industry.siemens.com/cs/ww/en/view/109813875>  
 Information for data generation and storage  
<https://support.industry.siemens.com/cs/ww/en/view/109995012>  
 Information- and Downloadcenter (Catalogs, Brochures,...)  
<https://www.siemens.com/lowvoltage/catalogs>  
 Industry Mall (Online ordering system)

<https://mall.industry.siemens.com/mall/en/en/Catalog/product?mlfb=3LD2830-0TK11>

Service&Support (Manuals, Certificates, Characteristics, FAQs,...)

<https://support.industry.siemens.com/cs/ww/en/ps/3LD2830-0TK11>

Image database (product images, 2D dimension drawings, 3D models, device circuit diagrams, ...)

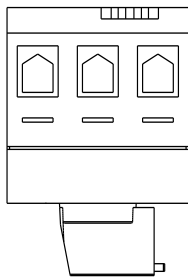
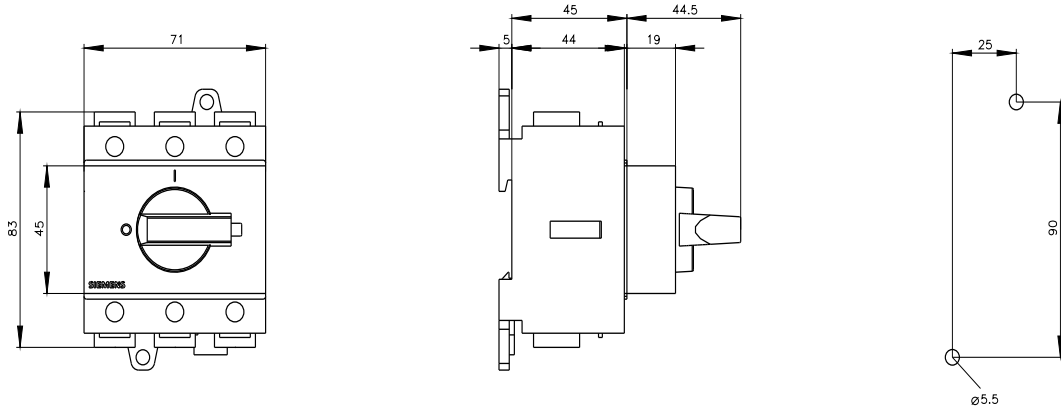
[https://www.automation.siemens.com/bilddb/cax\\_en.aspx?mlfb=3LD2830-0TK11](https://www.automation.siemens.com/bilddb/cax_en.aspx?mlfb=3LD2830-0TK11)

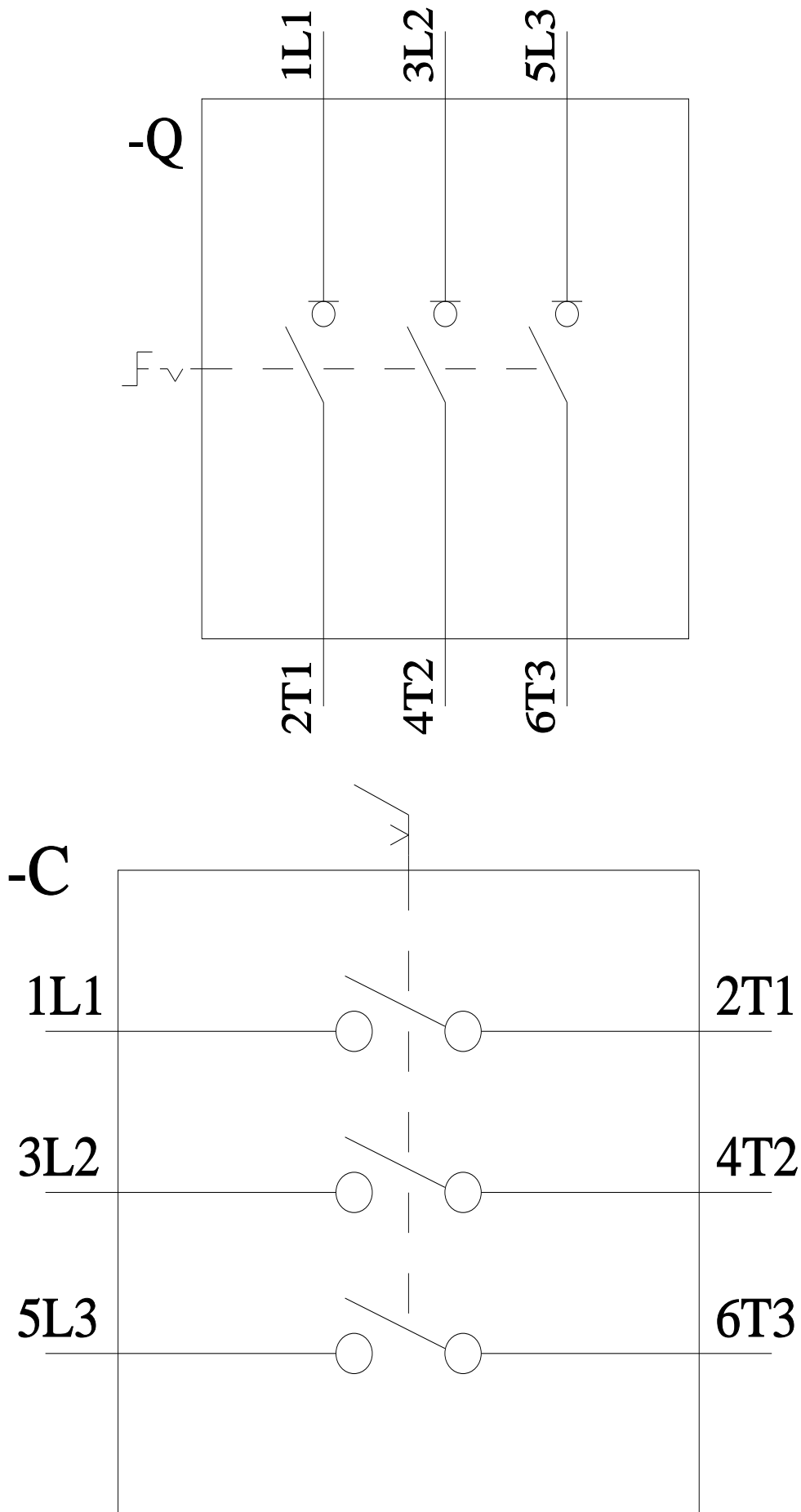
CAX-Online-Generator

<https://www.siemens.com/cax>

Tender specifications

<https://www.siemens.com/specifications>





last modified:

10/14/2025

