



SENTRON 3LD5 switch disconnecter UL, EMERGENCY-OFF switch, 4-pole, approved according to UL 489, UL 60947-4-1 and IEC 60947-3, UL: 30 A, SCCR 50 kA at 480 V AC, operational power @ 480 V AC 3-phase: 20 hp, IEC: 32 A, operational power at AC-23 A at 400 V: 15 kW, floor mounting with direct operating mechanism, red/yellow including terminal covers for the infeed side

Model	
product brand name	SENTRON
product designation	Switch disconnecter
design of the product	EMERGENCY-STOP switch
display version for switch position indicator manual operation	1 ON - 0 OFF
type of switch	Floor mounting with direct drive
design of the actuating element	selector switch
color of the actuating element	red
design of handle	knob-operated mechanism, red/yellow
type of the driving mechanism motor drive	No
General technical data	
number of poles	4
size of switch disconnecter	1
mechanical service life (operating cycles) typical	100 000
electrical endurance (operating cycles)	
• at AC-23 A at 690 V	6 000
operating frequency maximum	50 1/h
degree of pollution	3
Voltage	
insulation voltage rated value	690 V
surge voltage resistance rated value	6 kV
operating voltage	
• at AC rated value	690 V
operating frequency rated value	
• minimum	50 Hz
• maximum	60 Hz
Protection class	
protection class IP	IP00
protection class IP on the front	IP00
Dissipation	
power loss [W] for rated value of the current at AC in hot operating state per pole	4.5 W
Main circuit	
operational current	
• at AC-21 at 690 V rated value	32 A
• at AC-21 A at 240 V rated value	32 A
• at AC-21 A at 400 V rated value	32 A
• at AC-21 A at 440 V rated value	32 A
• at AC-23 A at 400 V rated value	32 A

operating power	
<ul style="list-style-type: none"> at AC-23 A at 240 V rated value at AC-23 A at 440 V rated value at AC-23 A at 690 V rated value at AC-3 at 240 V rated value at AC-3 at 400 V rated value at AC-3 at 690 V rated value 	7.5 kW 15 kW 19 kW 7.5 kW 15 kW 15 kW
Auxiliary circuit	
number of CO contacts for auxiliary contacts	0
number of NC contacts for auxiliary contacts	0
number of NO contacts for auxiliary contacts	0
operating voltage of auxiliary contacts at AC maximum	500 V
continuous current of the auxiliary contact rated value	10 A
insulation voltage of the auxiliary switch rated value	500 V
Suitability	
suitability for use main switch	Yes
suitability for use switch disconnecter	Yes
suitability for use EMERGENCY OFF switch	Yes
suitability for use safety switch	Yes
suitability for use maintenance/repair switch	Yes
Product details	
product feature can be locked into OFF position	Yes
Accessories	
product extension optional	
<ul style="list-style-type: none"> motor drive voltage trigger 	No No
number of connectable NC contacts for auxiliary contacts attachable maximum	1
number of connectable NO contacts for auxiliary contacts attachable maximum	2
number of connectable CO contacts for auxiliary contacts attachable maximum	0
number of bracket locks maximum	1
hasp thickness of the bracket locks	4 ... 6 mm
Short circuit	
conditional short-circuit current with line-side fuse protection	
<ul style="list-style-type: none"> at 440 V by gG fuse rated value at 690 V by gG fuse rated value 	50 kA 50 kA
let-through current with closed switch	
<ul style="list-style-type: none"> at 240 V for combination switch + gG fuse maximum at 440 V for combination switch + gG fuse maximum at 690 V for combination switch + gG fuse maximum permissible 	6 kA 6 kA 6 kA
I_{2t} value with closed switch	
<ul style="list-style-type: none"> at 240 V for combination switch + gG fuse maximum at 440 V for combination switch + gG fuse maximum at 690 V for combination switch + gG fuse maximum 	12 kA ² .s 12 kA ² .s 12 kA ² .s
design of the fuse link	
<ul style="list-style-type: none"> for short-circuit protection of the main circuit required for short-circuit protection of the auxiliary switch required 	Fuse gG: 40 A fuse gL/gG: 10 A
operational current of upstream fuse rated value	40 A
according UL	
operational current at AC according to UL 489/UL 60947-4-1 rated value	30 A
operational current at AC according to UL 508/UL 60947-4-1 rated value	30 A
operating voltage at AC at 50/60 Hz according to UL 489 rated value	480 V
operating voltage at AC at 50/60 Hz according to UL 508/UL 60947-4-1 rated value	480 V
active power [hp] at AC at 480 V according to UL 508/UL 60947-4-1 rated value	20

short-time withstand current (SCCR) at 480 V according to UL 508/UL 60947-4-1 and UL 489	50 kA
continuous current of upstream fuse according to UL rated value	30 A
type of fuse according to UL	Class CC, J

Connections

AWG number as coded connectable conductor cross section solid maximum	6 14
AWG number as coded connectable conductor cross section solid according to UL 489	14 6
AWG number as coded connectable conductor cross section solid according to CSA C22.2 No. 5-16	12 8
type of connectable conductor cross-sections for copper conductor	1x (2,5...35mm ²) 1x (2.5...16 mm ²) 1x (2,5..35mm ²)
type of connectable conductor cross-sections for auxiliary contacts	2x (0.75 ... 2.5 mm ²), 1x 4 mm ² 2x (0.75 ... 1.5 mm ²), 1x 2.5 mm ² 2x (0.75 ... 2.5 mm ²), 1x 4 mm ²
type of electrical connection	box terminal connection terminals

Mechanical Design

height	96 mm
width	80 mm
depth	92 mm
type of device	fixed mounting
fastening method	Built-in unit fixed-mounted version
fastening method	No No Yes

Environmental conditions

ambient temperature during operation	-25 °C 55 °C
ambient temperature during storage	-25 °C 55 °C

Approvals Certificates

General Product Approval	other
--------------------------	-------



other	Environment
-------	-------------

[Confirmation](#)

[Environmental Confirmations](#)

Further information

Information on the packaging

<https://support.industry.siemens.com/cs/ww/en/view/109813875>

Information for data generation and storage

<https://support.industry.siemens.com/cs/ww/en/view/109995012>

Information- and Downloadcenter (Catalogs, Brochures,...)

<https://www.siemens.com/lowvoltage/catalogs>

Industry Mall (Online ordering system)

<https://mall.industry.siemens.com/mall/en/en/Catalog/product?mlfb=3LD5000-0TL13>

Service&Support (Manuals, Certificates, Characteristics, FAQs,...)

<https://support.industry.siemens.com/cs/ww/en/ps/3LD5000-0TL13>

Image database (product images, 2D dimension drawings, 3D models, device circuit diagrams, ...)

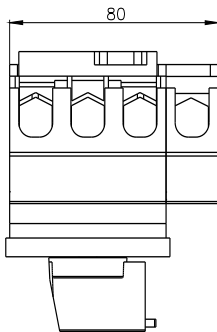
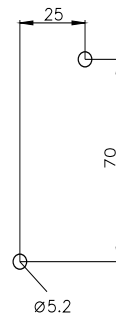
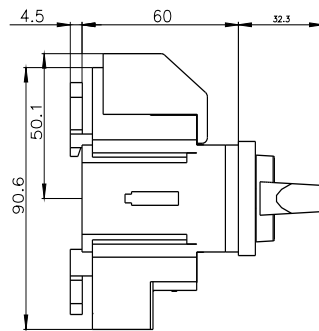
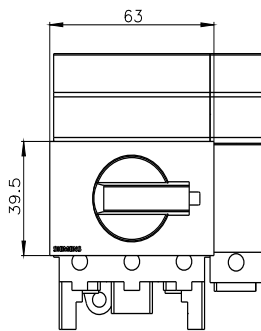
https://www.automation.siemens.com/bilddb/cax_en.aspx?mlfb=3LD5000-0TL13

CAX-Online-Generator

<https://www.siemens.com/cax>

Tender specifications

<https://www.siemens.com/specifications>



last modified:

10/14/2025

