



electronic timing relay, off delayed, with control signal and semiconductor output, time range 0.05-100 s, 24-90 V AC/DC, 50/60 Hz, varistor for attenuation of the contactor coils integrated, screw terminal, can be snapped onto the front on contactors 3RT203 / 3RT204

product brand name	SIRIUS
product designation	function module
product type designation	3RA28
General technical data	
size of contactor can be combined company-specific	S2, S3
product component semi-conductor output	Yes
product extension required remote control	No
product extension optional remote control	No
insulation voltage for overvoltage category III according to IEC 60664 with degree of pollution 3 rated value	300 V
test voltage for isolation test	1.5 kV
degree of pollution	3
surge voltage resistance rated value	4 kV
test voltage for surge voltage test	4 800 V
consumed current	
• at 24 V	24 mA
• at 240 V	7 mA
protection class IP of the terminal	IP20
shock resistance according to IEC 60068-2-27	15g / 11 ms
vibration resistance according to IEC 60068-2-6	10 ... 59 Hz: 0.35 mm, 60 ... 150 Hz: 2g
mechanical service life (operating cycles) typical	100 000 000
mechanical service life (operating cycles)	
• with contactor 3R.2 of frame size S2	5 000 000
• with contactor 3R.2 of frame size S3	3 000 000
electrical endurance (operating cycles) at AC-15 at 230 V typical	10 000 000
electrical endurance (operating cycles)	
• with contactor 3R.2 of frame size S2	5 000 000
• with contactor 3R.2 of frame size S3	3 000 000
adjustable time	0.05 ... 100 s
relative setting accuracy relating to full-scale value	15 %
minimum ON period	35 ms
recovery time	50 ms
reference code according to IEC 81346-2	K
active principle	electronic
relative repeat accuracy	1 %
influence of the surrounding temperature	±1 %
power supply influence	±1 %
Substance Prohibitance (Date)	10/01/2009
SVHC substance name	Lead - 7439-92-1 Lead monoxide (lead oxide) - 1317-36-8
Weight	95 g

Product Function	
product function star-delta circuit	No
Control circuit/ Control	
type of voltage of the control supply voltage	AC/DC
control supply voltage 1 at AC	
• at 50 Hz	24 ... 90 V
• at 60 Hz	24 ... 90 V
control supply voltage frequency 1	50 ... 60 Hz
control supply voltage 1 at DC	24 ... 90 V
operating range factor control supply voltage rated value at DC	
• initial value	0.85
• full-scale value	1.1
operating range factor control supply voltage rated value at AC at 50 Hz	
• initial value	0.85
• full-scale value	1.1
operating range factor control supply voltage rated value at AC at 60 Hz	
• initial value	0.85
• full-scale value	1.1
design of the surge suppressor	with varistor
Switching Function	
switching function	
• ON-delay	No
• ON-delay/instantaneous contact	No
• passing make contact	No
• passing make contact/instantaneous contact	No
• OFF delay	Yes
switching function	
• flashing symmetrically with interval start/instantaneous	No
• flashing symmetrically with interval start	No
• flashing symmetrically with pulse start/instantaneous	No
• flashing symmetrically with pulse start	No
• flashing asymmetrically with interval start	No
• flashing asymmetrically with pulse start	No
switching function	
• constant clock cycle with pulse start	No
• constant clock cycle with interval start	No
switching function	
• variably clocked with pulse start	No
• variably clocked with interval start	No
switching function	
• star-delta circuit with delay time	No
• star-delta circuit	No
switching function with control signal	
• additive ON-delay	No
• passing break contact	No
• passing break contact/instantaneous	No
• OFF delay	Yes
• OFF delay/instantaneous	No
• pulse delayed	No
• pulse delayed/instantaneous	No
• pulse-shaping	No
• pulse-shaping/instantaneous	No
• additive ON-delay/instantaneous	No
• ON-delay/OFF-delay	No
• ON-delay/OFF-delay/instantaneous	No
• passing make contact	No
• passing make contact/instantaneous contact	No
switching function of interval relay with control signal	

<ul style="list-style-type: none"> • retrotriggerable with deactivated control signal/instantaneous contact 	No
<ul style="list-style-type: none"> • retrotriggerable with switched-on control signal 	No
<ul style="list-style-type: none"> • retrotriggerable with switched-on control signal/instantaneous contact 	No
<ul style="list-style-type: none"> • retriggerable with deactivated control signal 	No
design of the control terminal non-floating	Yes
Auxiliary circuit	
number of NO contacts	
<ul style="list-style-type: none"> • delayed switching 	1
operating frequency with 3RT2 contactor maximum	2 500 1/h
Main circuit	
type of voltage	AC/DC
Inputs/ Outputs	
product function	
<ul style="list-style-type: none"> • non-volatile 	No
Electromagnetic compatibility	
EMC immunity according to IEC 61812-1	Environment A (industrial area)
conducted interference	
<ul style="list-style-type: none"> • due to burst according to IEC 61000-4-4 	2 kV network connection / 1 kV control connection
<ul style="list-style-type: none"> • due to conductor-earth surge according to IEC 61000-4-5 	2 kV
<ul style="list-style-type: none"> • due to conductor-conductor surge according to IEC 61000-4-5 	1 kV
field-based interference according to IEC 61000-4-3	10 V/m
electrostatic discharge according to IEC 61000-4-2	8 kV
Safety related data	
category according to EN 954-1	none
Electrical Safety	
protection class IP on the front according to IEC 60529	IP20
touch protection on the front according to IEC 60529	finger-safe, for vertical contact from the front
type of insulation	Basic insulation
Connections/ Terminals	
product component removable terminal for auxiliary and control circuit	Yes
type of electrical connection for auxiliary and control circuit	screw-type terminals
type of connectable conductor cross-sections	
<ul style="list-style-type: none"> • solid 	0.5 ... 4 mm ² , 2x (0.5 ... 2.5 mm ²)
<ul style="list-style-type: none"> • finely stranded with core end processing 	1x (0.5 ... 2.5 mm ²), 2x (0.5 ... 1.5 mm ²)
<ul style="list-style-type: none"> • finely stranded without core end processing 	2x (0.5 ... 1.5 mm ²)
<ul style="list-style-type: none"> • for AWG cables solid 	2x (20 ... 14)
<ul style="list-style-type: none"> • for AWG cables stranded 	2x (20 ... 14)
connectable conductor cross-section	
<ul style="list-style-type: none"> • solid 	0.5 ... 4 mm ²
<ul style="list-style-type: none"> • finely stranded with core end processing 	0.5 ... 2.5 mm ²
<ul style="list-style-type: none"> • finely stranded without core end processing 	0.25 ... 1.5 mm ²
AWG number as coded connectable conductor cross section	
<ul style="list-style-type: none"> • solid 	20 ... 14
<ul style="list-style-type: none"> • stranded 	20 ... 14
Installation/ mounting/ dimensions	
mounting position	any (like contactor)
fastening method	clip-on
height	38 mm
width	45 mm
depth	74 mm
required spacing	
<ul style="list-style-type: none"> • with side-by-side mounting <ul style="list-style-type: none"> — forwards — backwards — upwards — downwards — at the side 	0 mm 0 mm 0 mm 0 mm 0 mm






- for grounded parts
 - forwards 0 mm
 - backwards 0 mm
 - upwards 0 mm
 - at the side 0 mm
 - downwards 0 mm
- for live parts
 - forwards 0 mm
 - backwards 0 mm
 - upwards 0 mm
 - downwards 0 mm
 - at the side 0 mm

0 mm
0 mm
0 mm
0 mm
0 mm
0 mm
0 mm
0 mm
0 mm
0 mm

Ambient conditions

installation altitude at height above sea level maximum	2 000 m
ambient temperature	
• during operation	-25 ... +60 °C
• during storage	-40 ... +85 °C
• during transport	-40 ... +85 °C
relative humidity during operation	0 ... 95 %

Approvals Certificates

General Product Approval	Test Certificates	Maritime application
 EG-Konf.   UL 	Type Test Certificates/Test Report	 ABS

Maritime application



other

Environment



[Confirmation](#)

[Environmental Confirmations](#)

Further information

Information on the packaging

<https://support.industry.siemens.com/cs/ww/en/view/109813875>

Information for data generation and storage

<https://support.industry.siemens.com/cs/ww/en/view/109995012>

Information- and Downloadcenter (Catalogs, Brochures,...)

<https://www.siemens.com/ic10>

Industry Mall (Online ordering system)

<https://mall.industry.siemens.com/mall/en/en/Catalog/product?mlfb=3RA2832-1DG10>

Cax online generator

<https://support.automation.siemens.com/WW/CAXorder/default.aspx?lang=en&mlfb=3RA2832-1DG10>

Service&Support (Manuals, Certificates, Characteristics, FAQs,...)

<https://support.industry.siemens.com/cs/ww/en/ps/3RA2832-1DG10>

Image database (product images, 2D dimension drawings, 3D models, device circuit diagrams, EPLAN macros, ...)

https://www.automation.siemens.com/bilddb/cax_de.aspx?mlfb=3RA2832-1DG10&lang=en

