









Evaluation unit for full motor protection (bistable) Size S00...S12, class 5...30
Stand-alone installation Main circuit: -- Auxiliary circuit: Spring-type terminal
Manual-Automatic-Reset

product brand name	SIRIUS
product designation	solid-state overload relay
product type designation	3RB23
General technical data	
size of overload relay	S00 ... S12
size of contactor can be combined company-specific	S00 ... S12
power loss [W] for rated value of the current at AC in hot operating state	0.5 W
• per pole	0.17 W
insulation voltage with degree of pollution 3 at AC rated value	300 V
surge voltage resistance rated value	4 kV
reference code according to IEC 81346-2	F
Substance Prohibitance (Date)	07/01/2006
SVHC substance name	Lead - 7439-92-1 Lead monoxide (lead oxide) - 1317-36-8 2,2',6,6'-tetrabromo-4,4'-isopropylidenediphenol - 79-94-7
Weight	0.257 kg
Ambient conditions	
installation altitude at height above sea level maximum	2 000 m
ambient temperature	
• during operation	-25 ... +60 °C
• during storage	-40 ... +80 °C
• during transport	-40 ... +80 °C
relative humidity during operation	100 %
Main circuit	
number of poles for main current circuit	3
adjustable current response value current of the current-dependent overload release	0.3 ... 630 A
operational current rated value	630 A
control supply voltage at AC	
• at 50 Hz rated value	24 ... 240 V
• at 60 Hz rated value	24 ... 240 V
Auxiliary circuit	
number of NC contacts for auxiliary contacts	2
number of NO contacts for auxiliary contacts	2
operational current of auxiliary contacts at AC-15	
• at 24 V	6 A
• at 110 V	6 A
• at 120 V	6 A
• at 125 V	6 A
• at 230 V	3 A

operational current of auxiliary contacts at DC-13		
<ul style="list-style-type: none"> • at 24 V • at 60 V • at 110 V • at 125 V • at 220 V 	2 A 0.55 A 0.3 A 0.3 A 0.2 A	
Protective and monitoring functions		
trip class	CLASS 5, 10, 20 and 30 adjustable	
Short-circuit protection		
design of the fuse link		
<ul style="list-style-type: none"> • for short-circuit protection of the auxiliary switch required 	fuse gL/gG: 6 A	
Installation/ mounting/ dimensions		
mounting position	any	
fastening method	stand-alone installation	
height	111 mm	
width	45 mm	
depth	95 mm	
required spacing		
<ul style="list-style-type: none"> • with side-by-side mounting <ul style="list-style-type: none"> — forwards — backwards — upwards — downwards — at the side • for grounded parts <ul style="list-style-type: none"> — forwards — backwards — upwards — at the side — downwards • for live parts <ul style="list-style-type: none"> — forwards — backwards — upwards — downwards — at the side 	0 mm 0 mm 0 mm 0 mm 0 mm 0 mm 0 mm 0 mm 6 mm 0 mm 0 mm 0 mm 0 mm 0 mm 6 mm	
Connections/ Terminals		
product component removable terminal for auxiliary and control circuit	Yes	
type of electrical connection		
<ul style="list-style-type: none"> • for auxiliary and control circuit 	spring-loaded terminals	
type of connectable conductor cross-sections		
<ul style="list-style-type: none"> • for auxiliary contacts <ul style="list-style-type: none"> — finely stranded with core end processing • for AWG cables for auxiliary contacts 	2x (0.25 ... 1.5 mm ²) 2x (24 ... 16)	
Electrical Safety		
protection class IP on the front according to IEC 60529	IP20	
touch protection on the front according to IEC 60529	finger-safe, for vertical contact from the front	
Approvals Certificates		
General Product Approval	EMV	
     		
EMV	Test Certificates	Maritime application



other Environment



[Confirmation](#)

[Environmental Confirmations](#)

Further information

Information on the packaging

<https://support.industry.siemens.com/cs/ww/en/view/109813875>

Information for data generation and storage

<https://support.industry.siemens.com/cs/ww/en/view/109995012>

Information- and Downloadcenter (Catalogs, Brochures,...)

<https://www.siemens.com/ic10>

Industry Mall (Online ordering system)

<https://mall.industry.siemens.com/mall/en/en/Catalog/product?mlfb=3RB2383-4AC1>

Cax online generator

<https://support.automation.siemens.com/WW/CAXorder/default.aspx?lang=en&mlfb=3RB2383-4AC1>

Service&Support (Manuals, Certificates, Characteristics, FAQs,...)

<https://support.industry.siemens.com/cs/ww/en/ps/3RB2383-4AC1>

Image database (product images, 2D dimension drawings, 3D models, device circuit diagrams, EPLAN macros, ...)

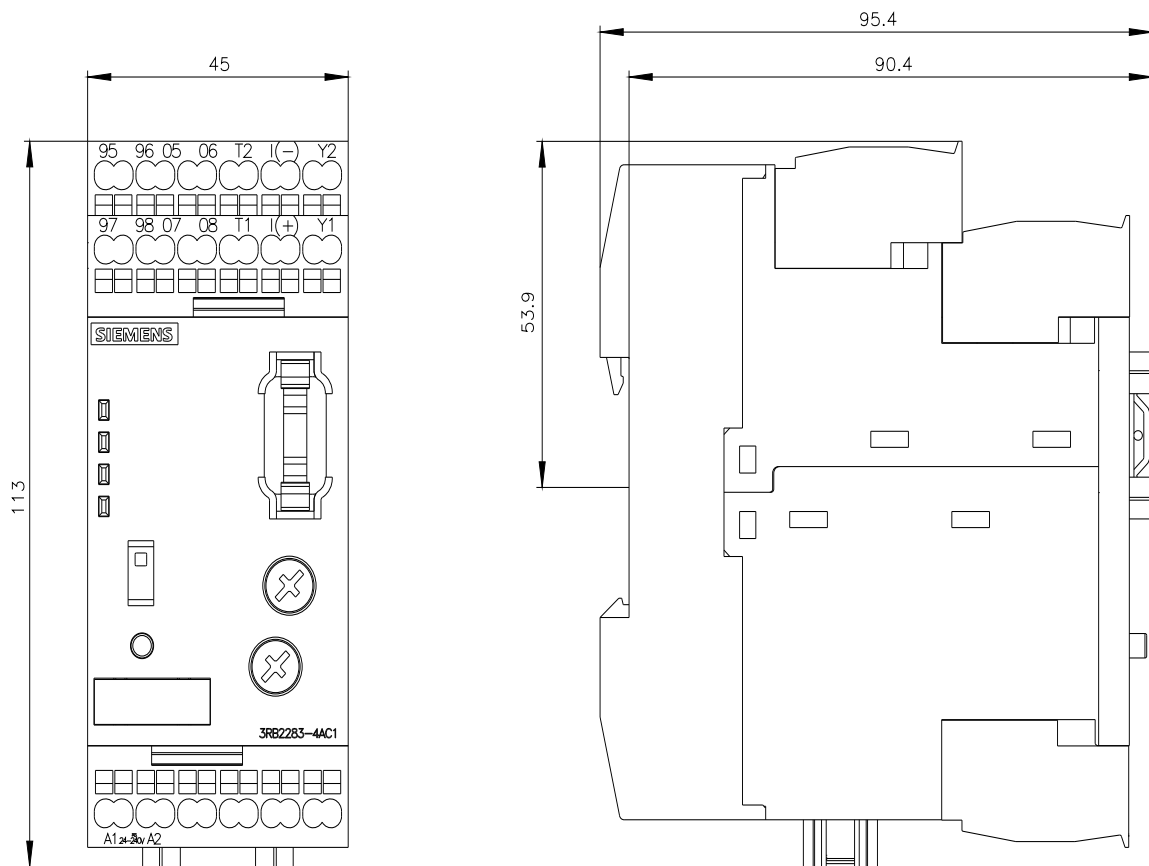
https://www.automation.siemens.com/bilddb/cax_de.aspx?mlfb=3RB2383-4AC1&lang=en

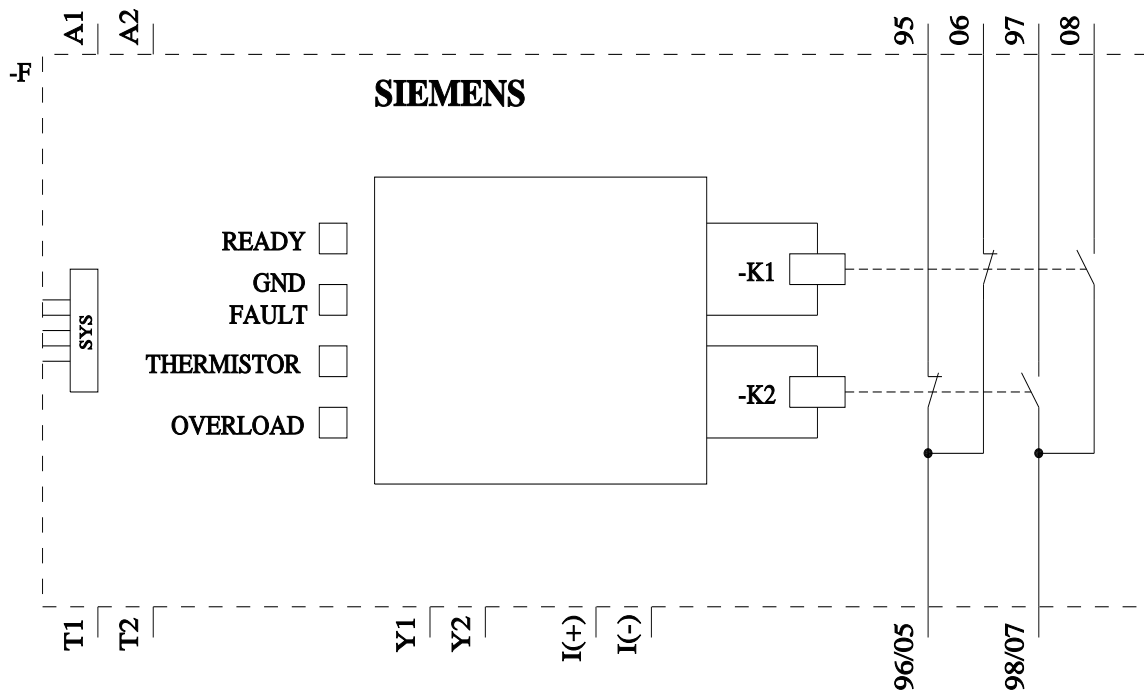
Characteristic: Tripping characteristics, I_t, Let-through current

<https://support.industry.siemens.com/cs/ww/en/ps/3RB2383-4AC1/char>

Further characteristics (e.g. electrical endurance, switching frequency)

<https://www.automation.siemens.com/bilddb/index.aspx?view=Search&mlfb=3RB2383-4AC1&objecttype=14&gridview=view1>





last modified:

4/2/2025 