



semiconductor relay, 1-phase 3RF2 width 22.5 mm, 20 A 48-460 V / 110-230 V AC ring cable terminal for mounting on available cooling surfaces

| | |
|---|--|
| product brand name | SIRIUS |
| product designation | solid-state relay |
| design of the product | 1-pole |
| product type designation | 3RF21 |
| manufacturer's article number | |
| <ul style="list-style-type: none"> • _1 of the accessories that can be ordered • _4 of the accessories that can be ordered | 3RF2900-3PA88 3RF2920-0GA36 |
| product designation | |
| <ul style="list-style-type: none"> • _1 of the accessories that can be ordered • _4 of the accessories that can be ordered | terminal cover load monitoring |
| General technical data | |
| product function | zero-point switching |
| power loss [W] for rated value of the current | |
| <ul style="list-style-type: none"> • at AC in hot operating state • at AC in hot operating state per pole • without load current share typical | 28.6 W 28.6 W 3.5 W |
| insulation voltage rated value | 600 V |
| surge voltage resistance of main circuit rated value | 6 kV |
| protection class IP | IP00 |
| protection class IP on the front according to IEC 60529 | IP00 |
| shock resistance according to IEC 60068-2-27 | 15g / 11 ms |
| vibration resistance according to IEC 60068-2-6 | 2g |
| reference code according to IEC 81346-2 | Q |
| Substance Prohibitance (Date) | 05/28/2009 |
| SVHC substance name | Lead - 7439-92-1 Lead monoxide (lead oxide) - 1317-36-8 |
| Weight | 0.075 kg |
| Main circuit | |
| number of poles for main current circuit | 1 |
| number of NO contacts for main contacts | 1 |
| number of NC contacts for main contacts | 0 |
| type of voltage of the operating voltage | AC |
| operating voltage | |
| <ul style="list-style-type: none"> • at AC | |
| <ul style="list-style-type: none"> — at 50 Hz rated value — at 60 Hz rated value | 48 ... 460 V 48 ... 460 V |
| operating frequency rated value | 50 ... 60 Hz |
| relative symmetrical tolerance of the operating frequency | 10 % |
| operating range relative to the operating voltage at AC | |
| <ul style="list-style-type: none"> • at 50 Hz | 40 ... 506 V |

| | |
|--|-----------------------|
| <ul style="list-style-type: none"> at 60 Hz | 40 ... 506 V |
| operational current rated value maximum | 20 A |
| operational current | |
| <ul style="list-style-type: none"> at AC-51 rated value | 20 A |
| <ul style="list-style-type: none"> according to UL 508 rated value | 20 A |
| operational current minimum | 100 mA |
| rate of voltage rise at the thyristor for main contacts maximum permissible | 500 V/ μ s |
| blocking voltage at the thyristor for main contacts maximum permissible | 1 200 V |
| reverse current of the thyristor | 10 mA |
| derating temperature | 40 °C |
| surge current resistance rated value | 200 A |
| I²t value maximum | 200 A ² ·s |

Control circuit/ Control

| | |
|---|--|
| type of voltage of the control supply voltage | AC |
| control supply voltage 1 at AC | |
| <ul style="list-style-type: none"> at 50 Hz | 110 ... 230 V |
| <ul style="list-style-type: none"> at 60 Hz | 110 ... 230 V |
| control supply voltage frequency | |
| <ul style="list-style-type: none"> 1 rated value | 50 Hz |
| <ul style="list-style-type: none"> 2 rated value | 60 Hz |
| control supply voltage at AC | |
| <ul style="list-style-type: none"> at 50 Hz full-scale value for signal<0> recognition | 40 V |
| <ul style="list-style-type: none"> at 60 Hz full-scale value for signal<0> recognition | 40 V |
| control supply voltage | |
| <ul style="list-style-type: none"> at AC initial value for signal <1> detection | 90 V |
| symmetrical line frequency tolerance | 5 Hz |
| control current at minimum control supply voltage | |
| <ul style="list-style-type: none"> at AC | 2 mA |
| control current at AC rated value | 15 mA |
| ON-delay time | 40 ms; additionally max. one half-wave |
| OFF-delay time | 40 ms; additionally max. one half-wave |

Auxiliary circuit

| | |
|---|----------------------------|
| type of switching contact | normally open contact (NO) |
| number of NC contacts for auxiliary contacts | 0 |
| number of NO contacts for auxiliary contacts | 0 |
| number of CO contacts for auxiliary contacts | 0 |

Installation/ mounting/ dimensions

| | |
|---|--------------|
| fastening method side-by-side mounting | Yes |
| fastening method | screw fixing |
| design of the thread of the screw for securing the equipment | M4 |
| tightening torque of fixing screw maximum | 1.5 N·m |
| tightening torque [lbf·in] of fixing screw maximum | 13 lbf·in |
| height | 85 mm |
| width | 22.5 mm |
| depth | 48 mm |

Connections/ Terminals

| | |
|---|--|
| product component removable terminal for auxiliary and control circuit | Yes |
| type of electrical connection | |
| <ul style="list-style-type: none"> for main current circuit | Ring cable lug connection |
| <ul style="list-style-type: none"> for auxiliary and control circuit | ring terminal lug connection |
| type of connectable conductor cross-sections | |
| <ul style="list-style-type: none"> for main contacts for JIS cable lug | JIS C 2805 R 2-5, 5,5-5, 8-5, 14-5 |
| <ul style="list-style-type: none"> for DIN cable lug for main contacts | DIN 46234 -5-2,5, -5-6, -5-10, -5-16, -5-25 |
| type of connectable conductor cross-sections | |
| <ul style="list-style-type: none"> for auxiliary and control contacts | |
| <ul style="list-style-type: none"> — solid | 1x (0.5 ... 2.5 mm ²), 2x (0.5 ... 1 mm ²) |
| <ul style="list-style-type: none"> — finely stranded with core end processing | 1x (0.5 ... 2.5 mm ²), 2x (0.5 ... 1 mm ²) |
| <ul style="list-style-type: none"> — finely stranded without core end processing | 1x (0.5 ... 2.5 mm ²), 2x (0.5 ... 1 mm ²) |

| | |
|---|---|
| <ul style="list-style-type: none"> for AWG cables for auxiliary and control contacts | 1x (20 ... 12) |
| tightening torque | |
| <ul style="list-style-type: none"> for main contacts with screw-type terminals | 2 ... 2.5 N·m |
| <ul style="list-style-type: none"> for auxiliary and control contacts with screw-type terminals | 0.5 ... 0.6 N·m |
| tightening torque [lbf·in] | |
| <ul style="list-style-type: none"> for main contacts with screw-type terminals | 7 ... 10.3 lbf·in |
| <ul style="list-style-type: none"> for auxiliary and control contacts with screw-type terminals | 4.5 ... 5.3 lbf·in |
| design of the thread of the connection screw | |
| <ul style="list-style-type: none"> for main contacts | M5 |
| <ul style="list-style-type: none"> of the auxiliary and control contacts | M3 |
| stripped length of the cable | |
| <ul style="list-style-type: none"> for main contacts | 10 mm |
| <ul style="list-style-type: none"> for auxiliary and control contacts | 7 mm |
| Electrical Safety | |
| protection class IP on the front according to IEC 60529 | IP00; IP20 with cover |
| touch protection on the front according to IEC 60529 | finger-safe, for vertical contact from the front with cover |
| Ambient conditions | |
| installation altitude at height above sea level maximum | 1 000 m |
| ambient temperature | |
| <ul style="list-style-type: none"> during operation | -25 ... +60 °C |
| <ul style="list-style-type: none"> during storage | -55 ... +80 °C |
| Electromagnetic compatibility | |
| conducted interference | |
| <ul style="list-style-type: none"> due to burst according to IEC 61000-4-4 | 2 kV / 5 kHz behavior criterion 2 |
| <ul style="list-style-type: none"> due to conductor-earth surge according to IEC 61000-4-5 | 2 kV behavior criterion 2 |
| <ul style="list-style-type: none"> due to conductor-conductor surge according to IEC 61000-4-5 | 1 kV behavior criterion 2 |
| <ul style="list-style-type: none"> due to high-frequency radiation according to IEC 61000-4-6 | 140 dBuV in the frequency range 0.15 ... 80 MHz, behavior criterion 1 |
| field-based interference according to IEC 61000-4-3 | 80 MHz ... 1 GHz 10 V/m, behavior criterion 1 |
| electrostatic discharge according to IEC 61000-4-2 | 4 kV contact discharging / 8 kV air discharging, behavior criterion 2 |
| conducted HF interference emissions according to CISPR11 | Class A for industrial environment |
| field-bound HF interference emission according to CISPR11 | Class B for the domestic, business and commercial environments |
| Short-circuit protection, design of the fuse link | |
| <p>manufacturer's article number</p> <ul style="list-style-type: none"> of gS fuse for semiconductor protection at NH design usable of full range R fuse link for semiconductor protection at cylindrical design usable of back-up R fuse link for semiconductor protection at NH design usable of back-up R fuse link for semiconductor protection at cylindrical design 10 x 38 mm usable of back-up R fuse link for semiconductor protection at cylindrical design 14 x 51 mm usable of back-up R fuse link for semiconductor protection at cylindrical design 22 x 58 mm usable | <p>3NE1813-0; These fuses have a smaller rated current than the semiconductor relays</p> <p>5SE1320</p> <p>3NE8015-1</p> <p>3NC1016; These fuses have a smaller rated current than the semiconductor relays</p> <p>3NC1425</p> <p>3NC2220</p> |
| <p>manufacturer's article number of the gG fuse</p> <ul style="list-style-type: none"> at NH design usable at cylindrical design 14 x 51 mm usable | <p>3NA6801; These fuses have a smaller rated current than the semiconductor relays</p> <p>3NW6101-1; These fuses have a smaller rated current than the semiconductor relays</p> |
| <p>manufacturer's article number</p> <ul style="list-style-type: none"> of NEOZED fuse usable | 5SE2313-2A ; These fuses have a smaller rated current than the semiconductor relays |
| Approvals Certificates | |
| General Product Approval | EMV |



[Type Test Certificates/Test Report](#)



[Confirmation](#)



[Environmental Confirmations](#)

Further information

Information on the packaging

<https://support.industry.siemens.com/cs/ww/en/view/109813875>

Information for data generation and storage

<https://support.industry.siemens.com/cs/ww/en/view/109995012>

Information- and Downloadcenter (Catalogs, Brochures,...)

<https://www.siemens.com/ic10>

Industry Mall (Online ordering system)

<https://mall.industry.siemens.com/mall/en/en/Catalog/product?mlfb=3RF2120-3AA24>

Cax online generator

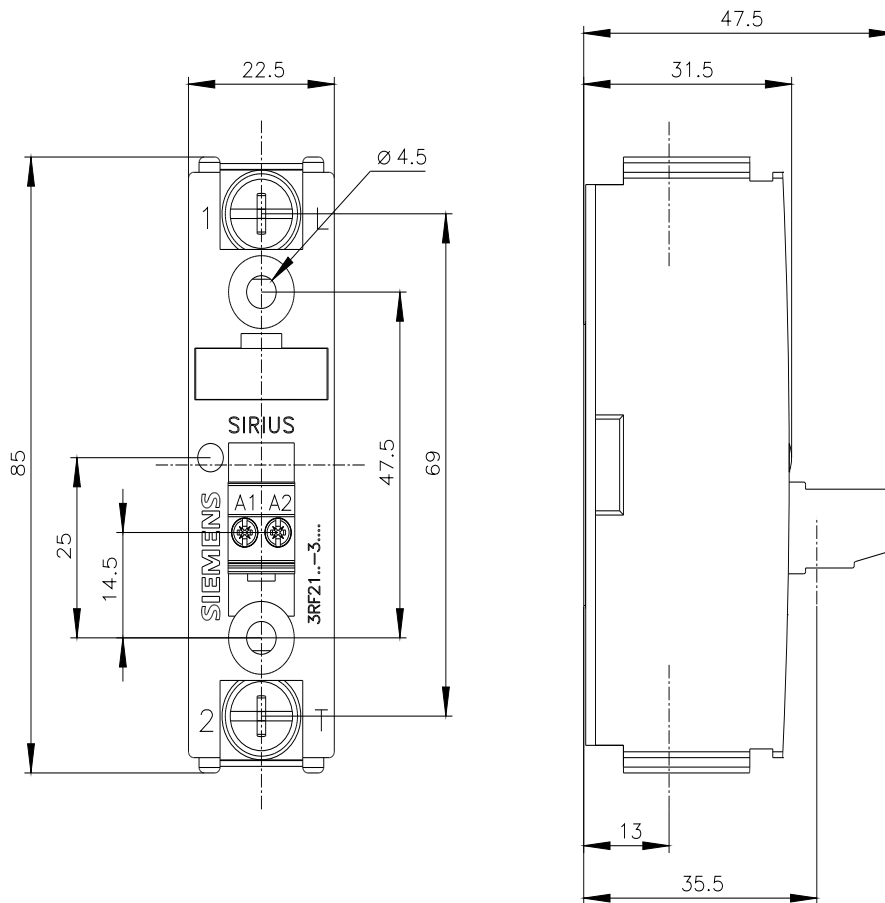
<https://support.automation.siemens.com/WW/CAXorder/default.aspx?lang=en&mlfb=3RF2120-3AA24>

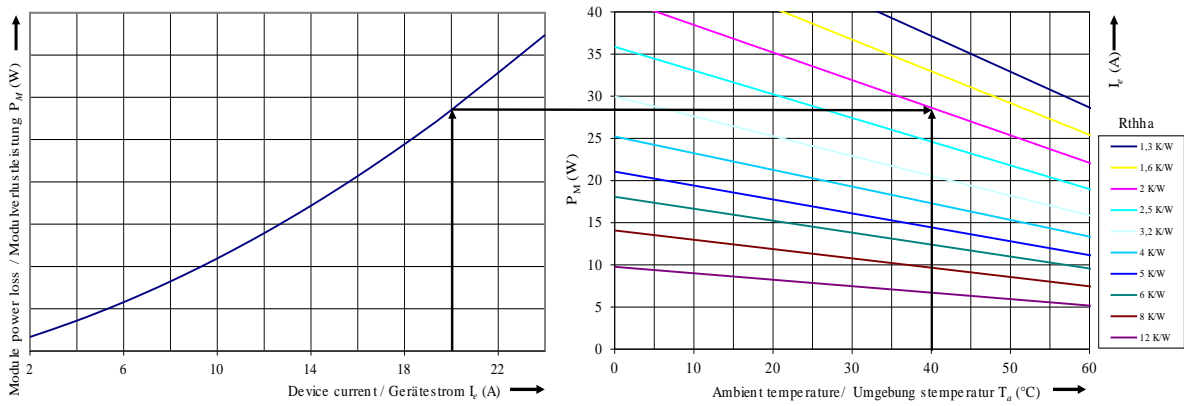
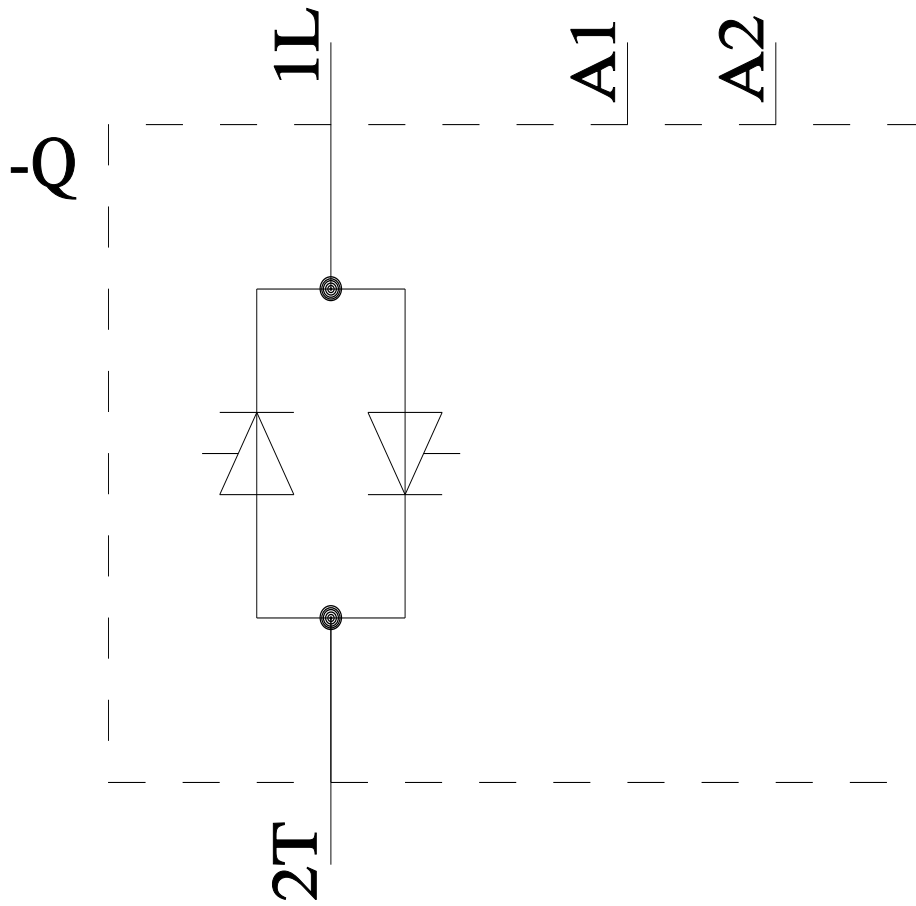
Service&Support (Manuals, Certificates, Characteristics, FAQs,...)

<https://support.industry.siemens.com/cs/ww/en/ps/3RF2120-3AA24>

Image database (product images, 2D dimension drawings, 3D models, device circuit diagrams, EPLAN macros, ...)

https://www.automation.siemens.com/bilddb/cax_de.aspx?mlfb=3RF2120-3AA24&lang=en





last modified:

8/4/2025