



semiconductor relay, 1-phase 3RF2 width 22.5 mm, 90 A 24-230 V / 110-230 V AC ring cable terminal for mounting on available cooling surfaces

<b>product brand name</b>	SIRIUS
<b>product designation</b>	solid-state relay
<b>design of the product</b>	1-pole
<b>product type designation</b>	3RF21
<b>manufacturer's article number</b>	
<ul style="list-style-type: none"> <li>• _1 of the accessories that can be ordered</li> <li>• _4 of the accessories that can be ordered</li> </ul>	<a href="#">3RF2900-3PA88</a> <a href="#">3RF2990-0GA33</a>
<b>product designation</b>	
<ul style="list-style-type: none"> <li>• _1 of the accessories that can be ordered</li> <li>• _4 of the accessories that can be ordered</li> </ul>	terminal cover load monitoring
<b>General technical data</b>	
<b>product function</b>	zero-point switching
<b>power loss [W] for rated value of the current</b>	
<ul style="list-style-type: none"> <li>• at AC in hot operating state</li> <li>• at AC in hot operating state per pole</li> <li>• without load current share typical</li> </ul>	118 W 118 W 3.5 W
<b>insulation voltage rated value</b>	600 V
surge voltage resistance of main circuit rated value	6 kV
<b>protection class IP</b>	IP00
protection class IP on the front according to IEC 60529	IP00
<b>shock resistance according to IEC 60068-2-27</b>	15g / 11 ms
<b>vibration resistance according to IEC 60068-2-6</b>	2g
<b>reference code according to IEC 81346-2</b>	Q
<b>Substance Prohibitance (Date)</b>	05/28/2009
<b>SVHC substance name</b>	Lead - 7439-92-1 Lead monoxide (lead oxide) - 1317-36-8
<b>Weight</b>	0.073 kg
<b>Main circuit</b>	
<b>number of poles for main current circuit</b>	1
<b>number of NO contacts for main contacts</b>	1
<b>number of NC contacts for main contacts</b>	0
<b>type of voltage of the operating voltage</b>	AC
<b>operating voltage</b>	
<ul style="list-style-type: none"> <li>• at AC <ul style="list-style-type: none"> <li>— at 50 Hz rated value</li> <li>— at 60 Hz rated value</li> </ul> </li> </ul>	24 ... 230 V 24 ... 230 V
<b>operating frequency rated value</b>	50 ... 60 Hz
<b>relative symmetrical tolerance of the operating frequency</b>	10 %
<b>operating range relative to the operating voltage at AC</b>	
<ul style="list-style-type: none"> <li>• at 50 Hz</li> </ul>	20 ... 253 V

• at 60 Hz	20 ... 253 V
<b>operational current rated value maximum</b>	88 A
<b>operational current</b>	
• at AC-51 rated value	88 A
• according to UL 508 rated value	80 A
<b>operational current minimum</b>	500 mA
<b>rate of voltage rise at the thyristor for main contacts maximum permissible</b>	1 000 V/ $\mu$ s
<b>blocking voltage at the thyristor for main contacts maximum permissible</b>	800 V
<b>reverse current of the thyristor</b>	10 mA
<b>derating temperature</b>	40 °C
<b>surge current resistance rated value</b>	1 150 A
<b>I<sup>2</sup>t value maximum</b>	6 600 A <sup>2</sup> ·s
<b>Control circuit/ Control</b>	
<b>type of voltage of the control supply voltage</b>	AC
<b>control supply voltage 1 at AC</b>	
• at 50 Hz	110 ... 230 V
• at 60 Hz	110 ... 230 V
<b>control supply voltage frequency</b>	
• 1 rated value	50 Hz
• 2 rated value	60 Hz
<b>control supply voltage at AC</b>	
• at 50 Hz full-scale value for signal<0> recognition	40 V
• at 60 Hz full-scale value for signal<0> recognition	40 V
<b>control supply voltage</b>	
• at AC initial value for signal <1> detection	90 V
<b>symmetrical line frequency tolerance</b>	5 Hz
<b>control current at minimum control supply voltage</b>	
• at AC	2 mA
control current at AC rated value	15 mA
<b>ON-delay time</b>	40 ms; additionally max. one half-wave
<b>OFF-delay time</b>	40 ms; additionally max. one half-wave
<b>Auxiliary circuit</b>	
<b>type of switching contact</b>	normally open contact (NO)
<b>number of NC contacts for auxiliary contacts</b>	0
<b>number of NO contacts for auxiliary contacts</b>	0
number of CO contacts for auxiliary contacts	0
<b>Installation/ mounting/ dimensions</b>	
fastening method side-by-side mounting	Yes
<b>fastening method</b>	screw fixing
<b>design of the thread of the screw for securing the equipment</b>	M4
<b>tightening torque of fixing screw maximum</b>	1.5 N·m
<b>tightening torque [lbf·in] of fixing screw maximum</b>	13 lbf·in
<b>height</b>	85 mm
<b>width</b>	22.5 mm
<b>depth</b>	48 mm
<b>Connections/ Terminals</b>	
<b>product component removable terminal for auxiliary and control circuit</b>	Yes
<b>type of electrical connection</b>	
• for main current circuit	Ring cable lug connection
• for auxiliary and control circuit	ring terminal lug connection
<b>type of connectable conductor cross-sections</b>	
• for main contacts for JIS cable lug	JIS C 2805 R 2-5, 5,5-5, 8-5, 14-5
• for DIN cable lug for main contacts	DIN 46234 -5-2,5, -5-6, -5-10, -5-16, -5-25
<b>type of connectable conductor cross-sections</b>	
• for auxiliary and control contacts	
— solid	1x (0.5 ... 2.5 mm <sup>2</sup> ), 2x (0.5 ... 1 mm <sup>2</sup> )
— finely stranded with core end processing	1x (0.5 ... 2.5 mm <sup>2</sup> ), 2x (0.5 ... 1 mm <sup>2</sup> )
— finely stranded without core end processing	1x (0.5 ... 2.5 mm <sup>2</sup> ), 2x (0.5 ... 1 mm <sup>2</sup> )

<ul style="list-style-type: none"> <li>for AWG cables for auxiliary and control contacts</li> </ul>	1x (20 ... 12)
<b>tightening torque</b>	
<ul style="list-style-type: none"> <li>for main contacts with screw-type terminals</li> </ul>	2 ... 2.5 N·m
<ul style="list-style-type: none"> <li>for auxiliary and control contacts with screw-type terminals</li> </ul>	0.5 ... 0.6 N·m
<b>tightening torque [lbf·in]</b>	
<ul style="list-style-type: none"> <li>for main contacts with screw-type terminals</li> </ul>	7 ... 10.3 lbf·in
<ul style="list-style-type: none"> <li>for auxiliary and control contacts with screw-type terminals</li> </ul>	4.5 ... 5.3 lbf·in
<b>design of the thread of the connection screw</b>	
<ul style="list-style-type: none"> <li>for main contacts</li> </ul>	M5
<ul style="list-style-type: none"> <li>of the auxiliary and control contacts</li> </ul>	M3
<b>stripped length of the cable</b>	
<ul style="list-style-type: none"> <li>for main contacts</li> </ul>	10 mm
<ul style="list-style-type: none"> <li>for auxiliary and control contacts</li> </ul>	7 mm
<b>Electrical Safety</b>	
<b>protection class IP on the front according to IEC 60529</b>	IP00; IP20 with cover
<b>touch protection on the front according to IEC 60529</b>	finger-safe, for vertical contact from the front with cover
<b>Ambient conditions</b>	
installation altitude at height above sea level maximum	1 000 m
<b>ambient temperature</b>	
<ul style="list-style-type: none"> <li>during operation</li> </ul>	-25 ... +60 °C
<ul style="list-style-type: none"> <li>during storage</li> </ul>	-55 ... +80 °C
<b>Electromagnetic compatibility</b>	
<b>conducted interference</b>	
<ul style="list-style-type: none"> <li>due to burst according to IEC 61000-4-4</li> </ul>	2 kV / 5 kHz behavior criterion 2
<ul style="list-style-type: none"> <li>due to conductor-earth surge according to IEC 61000-4-5</li> </ul>	2 kV behavior criterion 2
<ul style="list-style-type: none"> <li>due to conductor-conductor surge according to IEC 61000-4-5</li> </ul>	1 kV behavior criterion 2
<ul style="list-style-type: none"> <li>due to high-frequency radiation according to IEC 61000-4-6</li> </ul>	140 dBuV in the frequency range 0.15 ... 80 MHz, behavior criterion 1
<b>field-based interference according to IEC 61000-4-3</b>	80 MHz ... 1 GHz 10 V/m, behavior criterion 1
<b>electrostatic discharge according to IEC 61000-4-2</b>	4 kV contact discharging / 8 kV air discharging, behavior criterion 2
<b>conducted HF interference emissions according to CISPR11</b>	Class A for industrial environment
<b>field-bound HF interference emission according to CISPR11</b>	Class B for the domestic, business and commercial environments
<b>Short-circuit protection, design of the fuse link</b>	
manufacturer's article number	
<ul style="list-style-type: none"> <li>of full range R fuse link for semiconductor protection at NH design usable</li> </ul>	<a href="#">3NE1021-2</a>
<ul style="list-style-type: none"> <li>of back-up R fuse link for semiconductor protection at NH design usable</li> </ul>	<a href="#">3NE8021-1</a>
<ul style="list-style-type: none"> <li>of back-up R fuse link for semiconductor protection at cylindrical design 22 x 58 mm usable</li> </ul>	<a href="#">3NC2200</a>
manufacturer's article number of the gG fuse	
<ul style="list-style-type: none"> <li>at NH design usable</li> </ul>	<a href="#">3NA6817: These fuses have a smaller rated current than the semiconductor relays</a>
<ul style="list-style-type: none"> <li>at cylindrical design 22 x 58 mm usable</li> </ul>	<a href="#">3NW6217-1: These fuses have a smaller rated current than the semiconductor relays</a>
manufacturer's article number	
<ul style="list-style-type: none"> <li>of DIAZED fuse usable</li> </ul>	<a href="#">5SB4111: These fuses have a smaller rated current than the semiconductor relays</a>
<ul style="list-style-type: none"> <li>of NEOZED fuse usable</li> </ul>	<a href="#">5SE2335: These fuses have a smaller rated current than the semiconductor relays</a>
<b>Approvals Certificates</b>	
<b>General Product Approval</b>	<b>EMV</b>



Test Certificates

other

Environment



Further information

Information on the packaging

<https://support.industry.siemens.com/cs/ww/en/view/109813875>

Information for data generation and storage

<https://support.industry.siemens.com/cs/ww/en/view/109995012>

Information- and Downloadcenter (Catalogs, Brochures,...)

<https://www.siemens.com/ic10>

Industry Mall (Online ordering system)

<https://mall.industry.siemens.com/mall/en/en/Catalog/product?mlfb=3RF2190-3AA22>

Cax online generator

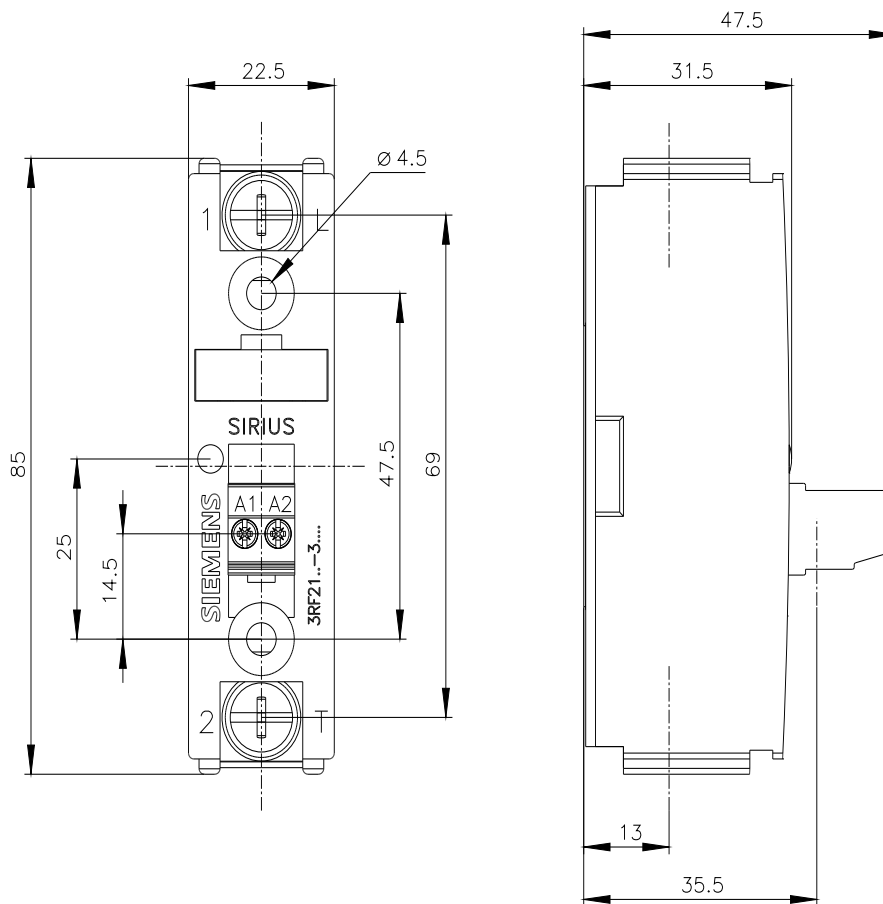
<https://support.automation.siemens.com/WW/CAXorder/default.aspx?lang=en&mlfb=3RF2190-3AA22>

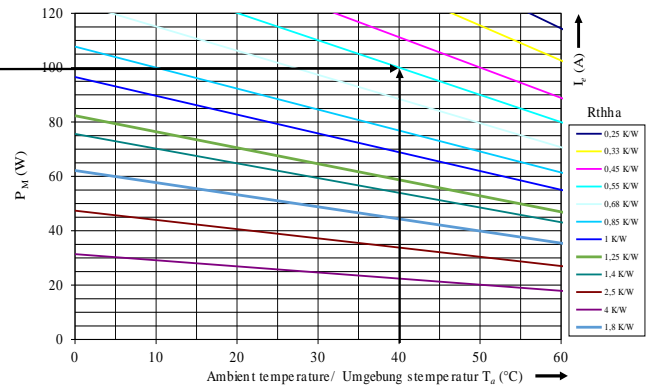
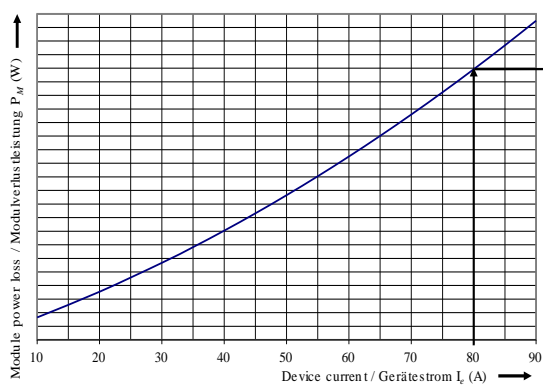
Service&Support (Manuals, Certificates, Characteristics, FAQs,...)

<https://support.industry.siemens.com/cs/ww/en/ps/3RF2190-3AA22>

Image database (product images, 2D dimension drawings, 3D models, device circuit diagrams, EPLAN macros, ...)

[https://www.automation.siemens.com/bilddb/cax\\_de.aspx?mlfb=3RF2190-3AA22&lang=en](https://www.automation.siemens.com/bilddb/cax_de.aspx?mlfb=3RF2190-3AA22&lang=en)





last modified:

8/4/2025