



Additional auxiliary contact block for 3RT135, 3RT136, 3RT137 1 NC 1 NO, can be mounted on the side, screw terminal

product brand name	SIRIUS
product category	Auxiliary switch
product designation	auxiliary switch
design of the product	second can be mounted laterally
product type designation	3RH19
suitability for use	for 3RT135, 3RT136, 3RT137
General technical data	
insulation voltage with degree of pollution 3 at AC rated value	690 V
surge voltage resistance rated value	6 kV
protection class IP on the front	IP20
Substance Prohibition (Date)	03/27/2017
Weight	0.044 kg
number of NC contacts for auxiliary contacts	
• instantaneous contact	1
• lagging switching	0
number of NO contacts for auxiliary contacts	
• instantaneous contact	1
• leading contact	0
number of CO contacts of auxiliary contacts instantaneous contact	0
operational current at AC-15 at 690 V rated value	2 A
operational current of auxiliary contacts at AC-15	
• at 24 V	6 A
• at 230 V	4 A
• at 400 V	3 A
operational current of auxiliary contacts at DC-13	
• at 24 V	3 A
• at 48 V	1.5 A
• at 60 V	1 A
• at 110 V	0.55 A
• at 125 V	0.55 A
• at 220 V	0.3 A
• at 250 V	0.3 A
design of the miniature circuit breaker for short-circuit protection of the auxiliary circuit up to 230 V	C characteristic: 10 A; 0.4 kA
Ambient conditions	
ambient temperature	
• during operation	-40 ... +60 °C
• during storage	-40 ... +70 °C
Safety related data	
product function	

- mirror contact according to IEC 60947-4-1
- positively driven operation according to IEC 60947-5-1

Yes; with 3RT135, 3RT136, 3RT137
No

Short-circuit protection

design of the miniature circuit breaker for short-circuit protection of the auxiliary circuit up to 230 V

C characteristic: 10 A; 0.4 kA

design of the fuse link for short-circuit protection of the auxiliary switch required

gG: 10 A (500 V, 1 kA)

Installation/ mounting/ dimensions

fastening method snap-on mounting

height 79 mm

width 10 mm

depth 67 mm

Connections/ Terminals

type of electrical connection for auxiliary and control circuit

screw-type terminals

connectable conductor cross-section for auxiliary contacts

- solid or stranded
- finely stranded with core end processing

1 ... 4 mm²

0.75 ... 2.5 mm²

type of connectable conductor cross-sections

- for auxiliary contacts
 - solid
 - solid or stranded
 - finely stranded with core end processing
- for AWG cables for auxiliary contacts

1x (1 ... 4mm²), 2x (1 ... 4mm²)

1x (1 ... 4mm²), 2x (1 ... 4mm²)

1x (0.75 ... 2.5 mm²), 2x (0.75 ... 2.5 mm²)

1x (AWG 18 ... 14), 2x (AWG 18 ... 14)

AWG number as coded connectable conductor cross section for auxiliary contacts

18 ... 14

Approvals Certificates

General Product Approval

Test Certificates

Maritime application



[Special Test Certificate](#)



other

Railway

Environment



[Confirmation](#)

[Special Test Certificate](#)

[Environmental Confirmations](#)

Further information

Information on the packaging

<https://support.industry.siemens.com/cs/ww/en/view/109813875>

Information for data generation and storage

<https://support.industry.siemens.com/cs/ww/en/view/109995012>

Information- and Downloadcenter (Catalogs, Brochures,...)

<https://www.siemens.com/ic10>

Industry Mall (Online ordering system)

<https://mall.industry.siemens.com/mall/en/en/Catalog/product?mlfb=3RH1951-1SA11>

Cax online generator

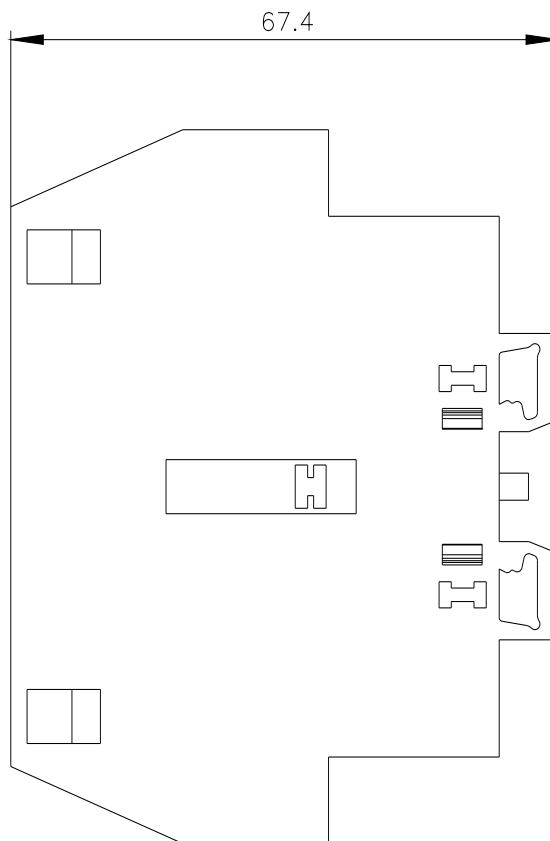
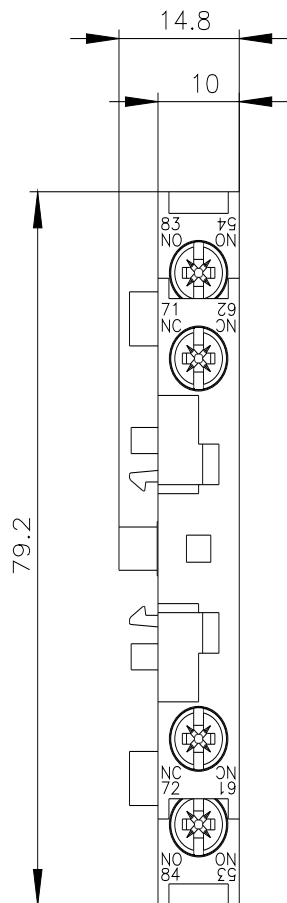
<https://support.automation.siemens.com/WW/CAXorder/default.aspx?lang=en&mlfb=3RH1951-1SA11>

Service&Support (Manuals, Certificates, Characteristics, FAQs,...)

<https://support.industry.siemens.com/cs/ww/en/ps/3RH1951-1SA11>

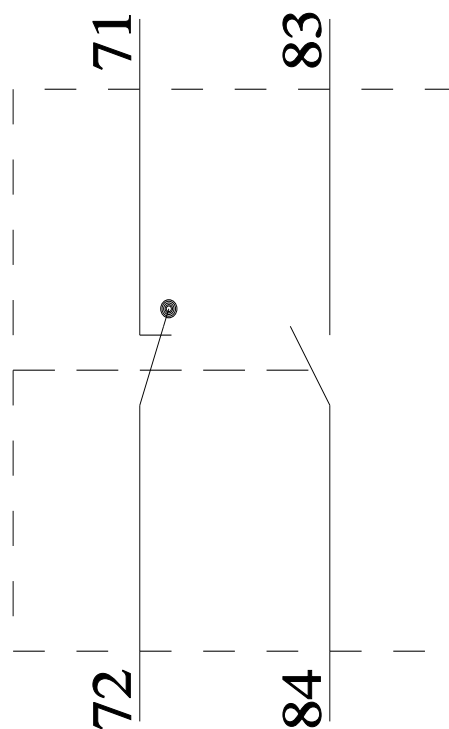
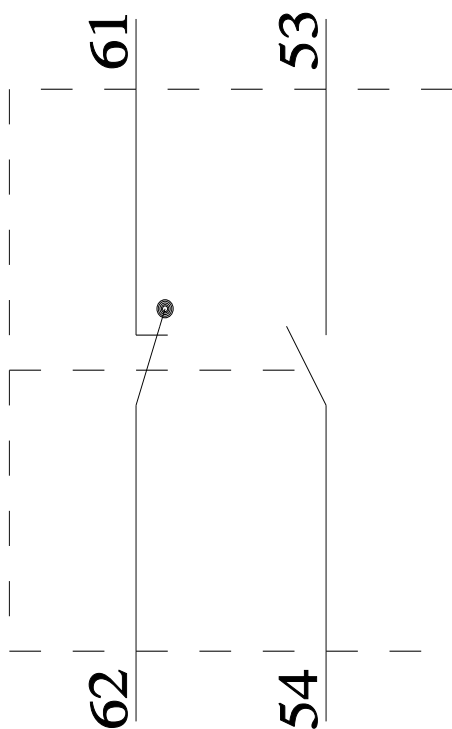
Image database (product images, 2D dimension drawings, 3D models, device circuit diagrams, EPLAN macros, ...)

https://www.automation.siemens.com/bilddb/cax_de.aspx?mlfb=3RH1951-1SA11&lang=en



Links / left

Rechts / right



last modified:

4/11/2025

