

auxiliary switch, solid-state compatible, on the front, 1 NO + 1 NC, .3/.4, --/--, --/--, .1/.2, current path: 1 NO (solid-state compatible), --, --, 1 NC (solid-state compatible), spring-loaded terminal, for contactors 3RT2 and contactor relays 3RH2

<b>product brand name</b>	SIRIUS
<b>product category</b>	Auxiliary switch
<b>product designation</b>	auxiliary switch
<b>design of the product</b>	for snapping onto the front
<b>product type designation</b>	3RH29
<b>suitability for use</b>	for 3RT2.1, 3RT2.2, 3RT2.3, 3RT2.4, 3RH2
<b>General technical data</b>	
insulation voltage with degree of pollution 3 at AC rated value	690 V
<b>surge voltage resistance rated value</b>	6 kV
protection class IP on the front	IP20
<b>mechanical service life (operating cycles) typical</b>	5 000 000
<b>Substance Prohibition (Date)</b>	10/01/2009
<b>Weight</b>	0.048 kg
<b>number of NC contacts for auxiliary contacts</b>	
• instantaneous contact	1
• lagging switching	0
<b>number of NO contacts for auxiliary contacts</b>	
• instantaneous contact	1
• leading contact	0
<b>number of CO contacts of auxiliary contacts instantaneous contact</b>	0
<b>operational current of auxiliary contacts at DC-13</b>	
• at 24 V	0.3 A
• at 48 V	0.3 A
• at 60 V	0.3 A
<b>contact reliability of auxiliary contacts</b>	one incorrect switching operation of 100 million switching operations (5 V, 1 mA)
<b>Ambient conditions</b>	
<b>ambient temperature</b>	
• during operation	-25 ... +60 °C
• during storage	-55 ... +80 °C
<b>Environmental footprint</b>	
Environmental Product Declaration (EPD)	Yes
global warming potential [CO2 eq] total	0.397 kg
global warming potential [CO2 eq] during manufacturing	0.375 kg
global warming potential [CO2 eq] during operation	0.0014 kg
global warming potential [CO2 eq] after end of life	0.02 kg
<b>Safety related data</b>	
<b>product function</b>	
• mirror contact according to IEC 60947-4-1	Yes; with 3RT2.2/3/4
• positively driven operation according to IEC 60947-5-1	No

**Short-circuit protection**

design of the fuse link for short-circuit protection of the auxiliary switch required	FF microfuse 2 A (250 V, 1 kA)
---	--------------------------------

**Installation/ mounting/ dimensions**

<b>fastening method</b>	snap-on mounting
<b>height</b>	41.5 mm
<b>width</b>	36 mm
<b>depth</b>	47.7 mm

**Connections/ Terminals**

type of electrical connection for auxiliary and control circuit	spring-loaded terminals
<b>connectable conductor cross-section for auxiliary contacts</b>	
• solid or stranded	0.5 ... 2.5 mm <sup>2</sup>
• finely stranded with core end processing	0.5 ... 2.5 mm <sup>2</sup>
• finely stranded without core end processing	0.5 ... 2.5 mm <sup>2</sup>
<b>type of connectable conductor cross-sections</b>	
• for auxiliary contacts	
— solid or stranded	2x (0.5 ... 2.5 mm <sup>2</sup> )
— finely stranded with core end processing	2x (0.5 ... 1.5 mm <sup>2</sup> )
— finely stranded without core end processing	2x (0.5 ... 2.5 mm <sup>2</sup> )
• for AWG cables for auxiliary contacts	2x (20 ... 14)
<b>AWG number as coded connectable conductor cross section for auxiliary contacts</b>	20 ... 14

**Approvals Certificates**

General Product Approval	EMV
--------------------------	-----



Functional Safety	Test Certificates	Maritime application
-------------------	-------------------	----------------------

[Type Examination Certificate](#)

[Special Test Certificate](#)

[Type Test Certificates/Test Report](#)



Maritime application	other
----------------------	-------



[Miscellaneous](#)



other	Railway	Environment
-------	---------	-------------

[Confirmation](#)



[Type Test Certificates/Test Report](#)

[Special Test Certificate](#)



[Environmental Confirmations](#)

**Further information**

**Information on the packaging**

<https://support.industry.siemens.com/cs/ww/en/view/109813875>

**Information for data generation and storage**

<https://support.industry.siemens.com/cs/ww/en/view/109995012>

**Information- and Downloadcenter (Catalogs, Brochures,...)**

<https://www.siemens.com/ic10>

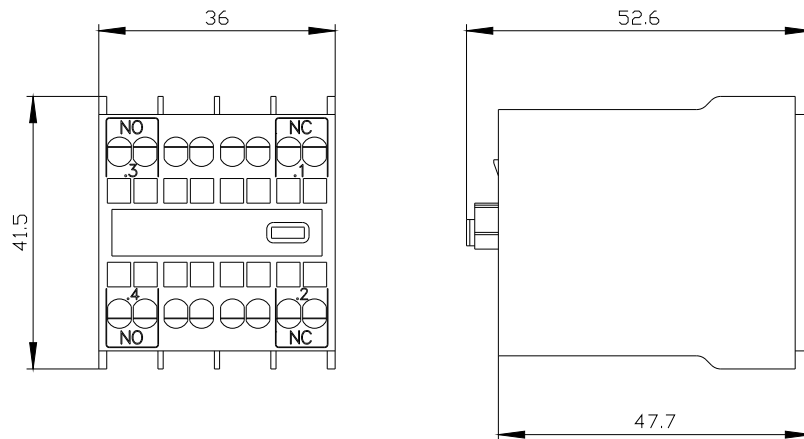
**Industry Mall (Online ordering system)**

<https://mall.industry.siemens.com/mall/en/en/Catalog/product?mlfb=3RH2911-2NF11>

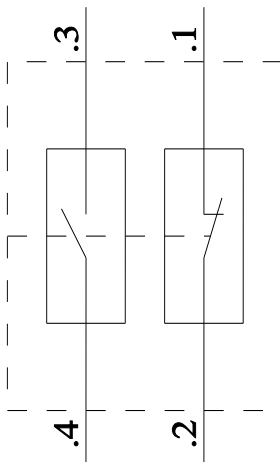
**Cax online generator**

<https://support.automation.siemens.com/WW/CAXorder/default.aspx?lang=en&mlfb=3RH2911-2NF11>

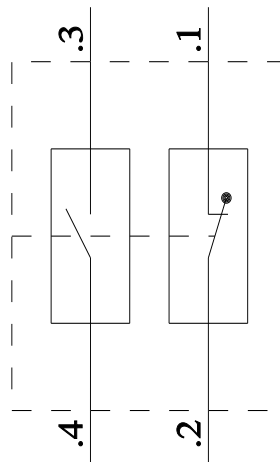
**Service&Support (Manuals, Certificates, Characteristics, FAQs,...)**



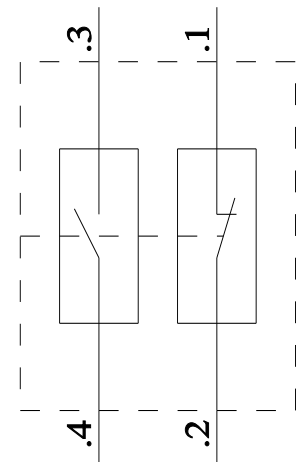
3RT2x1



3RT2x2 / 3RT2x3 / 3RT2x4



3RH2



last modified:

6/1/2025