



AS-i compact module K60 analog 2 AQ, IP67 2x 1 output, Voltage +/- 10 V 1..5 V for 2-wire actuators 2 x M12 socket Mounting plate 3RK1901-0CA00 must be ordered separately

General technical data		
design of the product		analog I/O modules for operation in the field, IP67 - K60
Type of device		analog output modules for voltage values
Type		2 outputs
design of the slave type		analog slave
I/O configuration		7
ID code		3
type of electrical connection of the inputs and outputs		M12 screw-type terminals
consumed current from profile conductors of the AS-Interface at 30 V maximum	mA	160
operating voltage according to AS-Interface specification	V	26.5 ... 31.6
Current consumption when connected		
• 2 voltage actuators max	mA	30
profile		7.3
Measuring/output value		voltage
Measuring/output range		adjustable: +10 V/ 0 ... 10 V / 1 .. 5 V
Channels active		1 and 2
A/D resolution for analog inputs/outputs	bit	12
Inputs		
number of analog inputs		0
number of analog outputs		2
output quantity		V
product function parameterizable output variable		Yes
output quantity		
• voltage		Yes
Status display		
• AS-Interface		green LED
• FAULT		red LED
Ambient conditions		
ambient temperature		
• during operation	°C	-20 ... +60
• during storage	°C	-40 ... +85
protection class IP		IP67
Mechanical data		
width	mm	60
height	mm	152
depth	mm	29
fastening method		standard rail mounting/wall mounting using mounting plate for K60 compact module
Certificates/ approvals		



other

Environment

Industrial Communication



[Confirmation](#)

[Environmental Con-  
firmations](#)



Further information

Information on the packaging

<https://support.industry.siemens.com/cs/ww/en/view/109813875>

Information for data generation and storage

<https://support.industry.siemens.com/cs/ww/en/view/109995012>

Information- and Downloadcenter (Catalogs, Brochures,...)

<https://www.siemens.com/ic10>

Industry Mall (Online ordering system)

<https://mall.industry.siemens.com/mall/en/en/Catalog/product?mlfb=3RK1107-2BQ40-0AA3>

Cax online generator

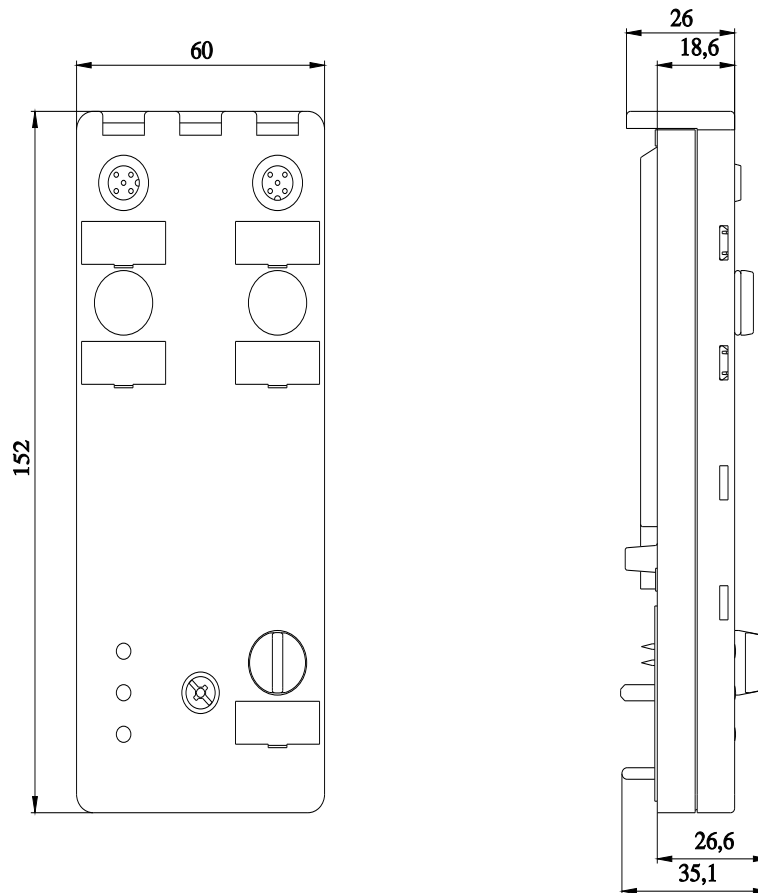
<https://support.automation.siemens.com/WW/CAXorder/default.aspx?lang=en&mlfb=3RK1107-2BQ40-0AA3>

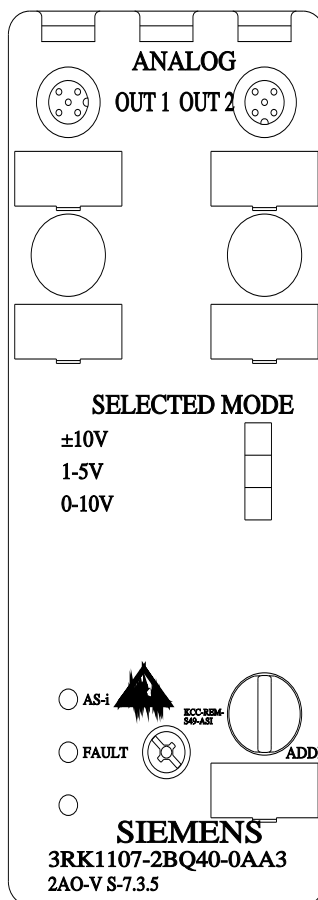
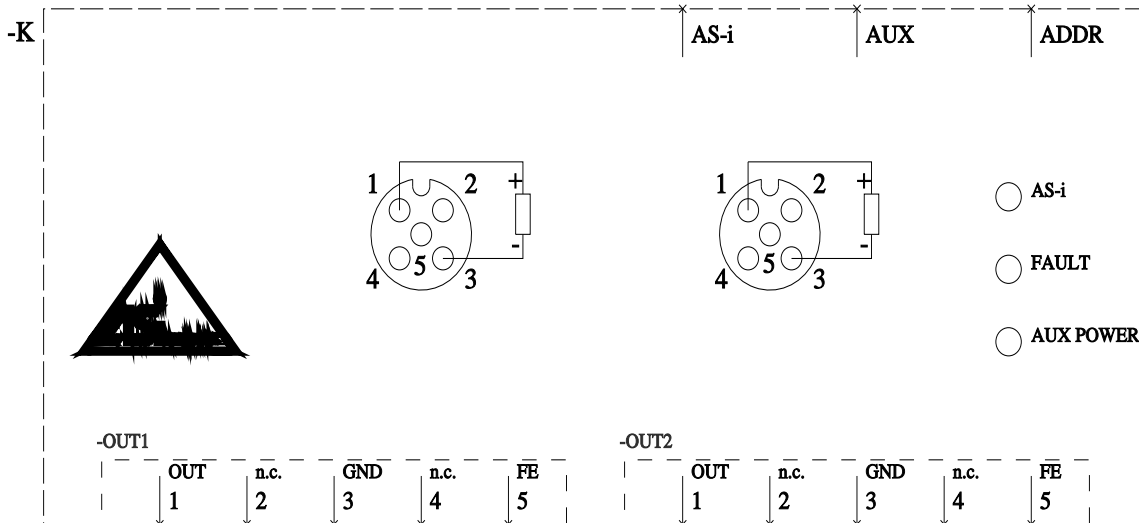
Service&Support (Manuals, Certificates, Characteristics, FAQs,...)

<https://support.industry.siemens.com/cs/ww/en/ps/3RK1107-2BQ40-0AA3>

Image database (product images, 2D dimension drawings, 3D models, device circuit diagrams, EPLAN macros, ...)

[https://www.automation.siemens.com/bilddb/cax\\_de.aspx?mlfb=3RK1107-2BQ40-0AA3&lang=en](https://www.automation.siemens.com/bilddb/cax_de.aspx?mlfb=3RK1107-2BQ40-0AA3&lang=en)





last modified:

4/2/2025