



SIRIUS, expansion module 3RK32 for modular safety system 3RK3 4 F-DO, 24 V DC/ 2 A configurable via MSS ES 22.5 mm width spring-loaded terminal up to SIL 3 (IEC 61508) up to Performance Level e (ISO 13849-1) without connecting cable

product brand name	SIRIUS
product category	Modular Safety System
design of the product	4 F-DO
product function	
• EMERGENCY OFF function	No
• protective door monitoring	No
• evaluation: electro-sensitive protective equipment	No
• evaluation: selector switch	No
• evaluation: two-hand operator panel	No
• evaluation: enabling switch	No
• monitored start-up	No
insulation voltage rated value	50 V
degree of pollution	3
surge voltage resistance rated value	500 V
shock resistance	15g / 11 ms
vibration resistance according to IEC 60068-2-6	5 ... 500 Hz: 0.75 mm
reference code according to IEC 81346-2	K
Substance Prohibitance (Date)	05/01/2012
SVHC substance name	Lead - 7439-92-1 Lead monoxide (lead oxide) - 1317-36-8
Weight	0.16 kg
installation altitude at height above sea level maximum	2 000 m
relative humidity during operation	10 ... 95 %
Electromagnetic compatibility	
conducted interference	
• due to burst according to IEC 61000-4-4	2 kV (power ports)
• due to conductor-earth surge according to IEC 61000-4-5	2 kV
• due to conductor-conductor surge according to IEC 61000-4-5	1 kV
field-based interference according to IEC 61000-4-3	10 V/m, 3 V/m, 1 V/m
electrostatic discharge according to IEC 61000-4-2	4 kV contact discharge / 8 kV air discharge
Safety related data	
category according to EN 954-1	4
IEC 62061	
Safety Integrity Level (SIL) according to IEC 62061	SIL 3
PFHD with high demand rate according to IEC 62061	3.18E-9 1/h
ISO 13849	
performance level (PL) according to EN ISO 13849-1	e
category according to EN ISO 13849-1	4
performance level (PL) according to ISO 13849-1	PL e
IEC 61508	

Safety Integrity Level (SIL) according to IEC 61508	3
Average probability of failure on demand (PFDavg) with low demand rate acc. to IEC 61508	2.2E-5 1/y
T1 value for proof test interval or service life according to IEC 61508	20 a

Electrical Safety	
touch protection against electrical shock	finger-safe

Inputs/ Outputs

product function	
• parameterizable outputs	Yes
number of inputs	
• safety-related	0
• non-safety-related	0
number of outputs for testing contact-based sensors	0
number of outputs as contact-affected switching element safety-related	
• 1-channel	0
• 2-channel	0
number of outputs as contact-less semiconductor switching element	
• safety-related 2-channel	4
• non-safety-related	0
switching capacity current of semiconductor outputs at DC-13 at 24 V	2 A
type of voltage	DC
control supply voltage 1 at DC rated value	24 V
mounting position	vertical
fastening method	DIN rail
height	105 mm
width	22.5 mm
depth	124 mm
type of electrical connection	spring-loaded terminals

Approvals Certificates

General Product Approval	EMV	Functional Safety
---------------------------------	------------	--------------------------



[Miscellaneous](#)

Functional Safety	Test Certificates	other	Environment
--------------------------	--------------------------	--------------	--------------------

[Type Examination Certificate](#)

[Type Examination Certificate](#)

[Type Test Certificates/Test Report](#)



[Confirmation](#)

[Environmental Confirmations](#)

Further information

Information on the packaging

<https://support.industry.siemens.com/cs/ww/en/view/109813875>

Information for data generation and storage

<https://support.industry.siemens.com/cs/ww/en/view/109995012>

Information- and Downloadcenter (Catalogs, Brochures,...)

<https://www.siemens.com/ic10>

Industry Mall (Online ordering system)

<https://mall.industry.siemens.com/mall/en/en/Catalog/product?mlfb=3RK3242-2AA10>

Cax online generator

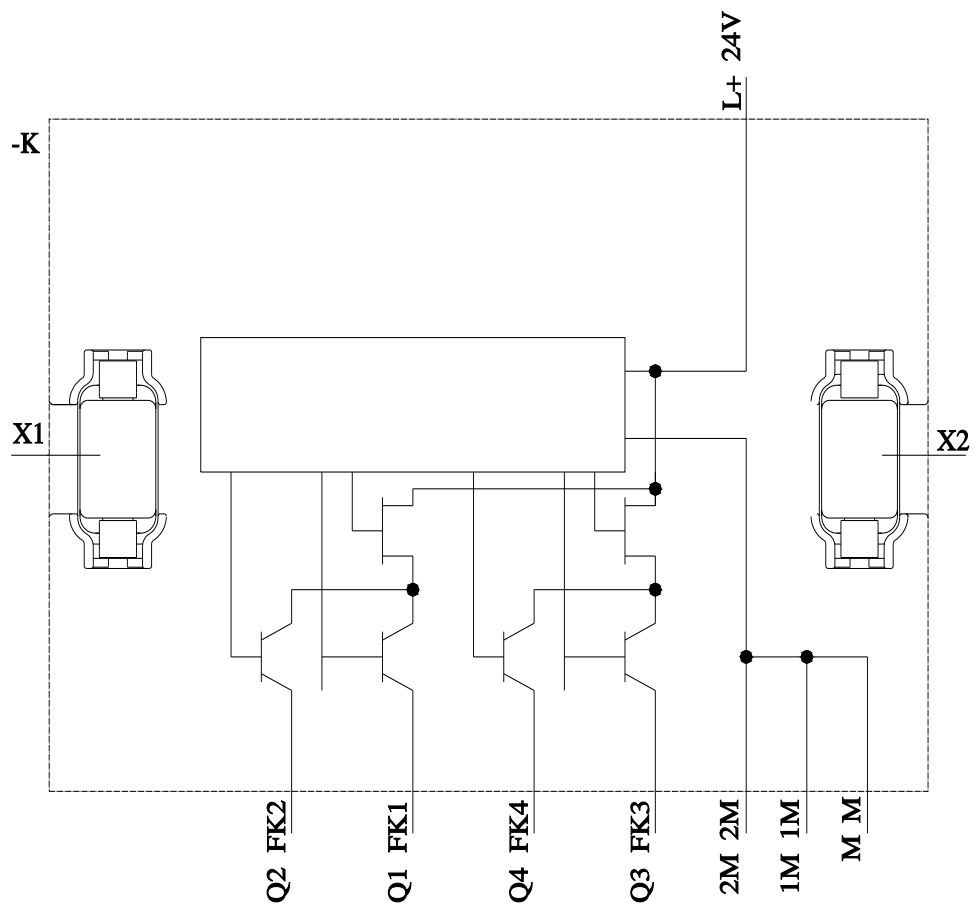
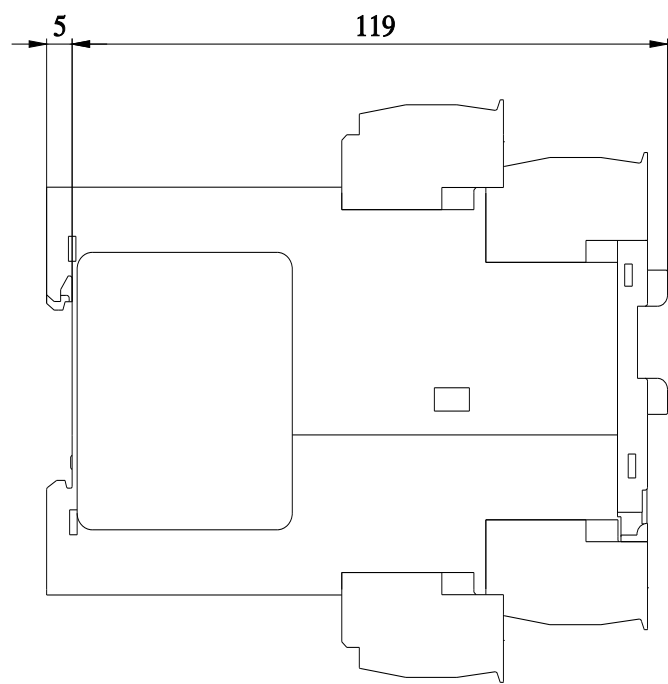
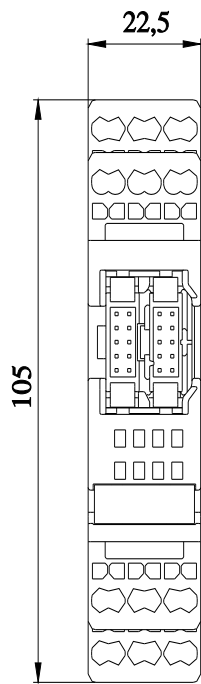
<https://support.automation.siemens.com/WW/CAXorder/default.aspx?lang=en&mlfb=3RK3242-2AA10>

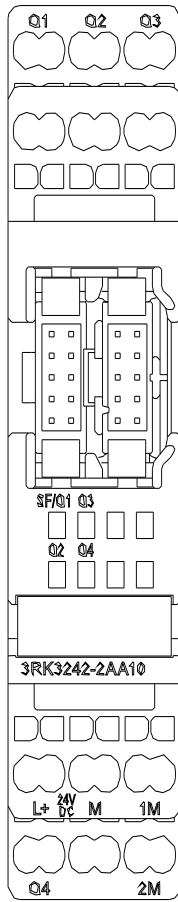
Service&Support (Manuals, Certificates, Characteristics, FAQs,...)

<https://support.industry.siemens.com/cs/ww/en/ps/3RK3242-2AA10>

Image database (product images, 2D dimension drawings, 3D models, device circuit diagrams, EPLAN macros, ...)

https://www.automation.siemens.com/bilddb/cax_de.aspx?mlfb=3RK3242-2AA10&lang=en





last modified:

9/5/2025 