



Timing relay, electronic OFF delay without control signal or smooth passing make contact non-volatile 7 time ranges 0.05...600 s 12-240 V AC/DC at 50/60 Hz AC, 1 change-over contact with LED Spring-type terminal (push-in)

product brand name	SIRIUS
product designation	timing relay
design of the product	OFF-delay without control signal, non-volatile, passing make contact
product type designation	3RP25
General technical data	
product feature protective coating on printed-circuit board	No
product component	
• relay output	Yes
• semi-conductor output	No
product extension required remote control	No
product extension optional remote control	No
power loss [W] maximum	2 W
insulation voltage for overvoltage category III according to IEC 60664 with degree of pollution 3 rated value	300 V
test voltage for isolation test	2.5 kV
degree of pollution	3
surge voltage resistance rated value	4 000 V
shock resistance according to IEC 60068-2-27	11g / 15 ms
vibration resistance according to IEC 60068-2-6	10 ... 55 Hz / 0.35 mm
mechanical service life (operating cycles) typical	10 000 000
electrical endurance (operating cycles) at AC-15 at 230 V typical	100 000
adjustable time	0.05 ... 600 s
adjustable time note	minimum value at function N = 0.5 s
relative setting accuracy relating to full-scale value	5 %; +/-
thermal current	5 A
minimum ON period	250 ms
recovery time	250 ms
reference code according to IEC 81346-2	K
relative repeat accuracy	1 %; +/-
influence of the surrounding temperature	1% in the whole temperature range to the set runtime
power supply influence	1% in the whole voltage range to the set runtime
Substance Prohibitance (Date)	09/12/2014
SVHC substance name	Lead - 7439-92-1 Lead monoxide (lead oxide) - 1317-36-8 6,6'-di-tert-butyl-2,2'-methylenedi-p-cresol - 119-47-1
Weight	0.15 kg
Control circuit/ Control	
type of voltage of the control supply voltage	AC/DC
control supply voltage 1 at AC	
• at 50 Hz	12 ... 240 V
• at 60 Hz	12 ... 240 V

control supply voltage frequency 1	50 ... 60 Hz
control supply voltage 1 at DC	12 ... 240 V
operating range factor control supply voltage rated value at DC	
• initial value	0.85
• full-scale value	1.1
operating range factor control supply voltage rated value at AC at 50 Hz	
• initial value	0.85
• full-scale value	1.1
operating range factor control supply voltage rated value at AC at 60 Hz	
• initial value	0.85
• full-scale value	1.1
inrush current peak	
• at 24 V	0.4 A
• at 240 V	5 A
duration of inrush current peak	
• at 24 V	0.3 ms
• at 240 V	0.5 ms
Switching Function	
switching function	
• ON-delay	No
• ON-delay/instantaneous contact	No
• passing make contact	Yes
• passing make contact/instantaneous contact	No
• OFF delay	Yes
switching function	
• flashing symmetrically with interval start/instantaneous	No
• flashing symmetrically with interval start	No
• flashing symmetrically with pulse start/instantaneous	No
• flashing symmetrically with pulse start	No
• flashing asymmetrically with interval start	No
• flashing asymmetrically with pulse start	No
switching function	
• star-delta circuit with delay time	No
• star-delta circuit	No
switching function with control signal	
• additive ON-delay	No
• passing break contact	No
• passing break contact/instantaneous	No
• OFF delay	No
• OFF delay/instantaneous	No
• pulse delayed	No
• pulse delayed/instantaneous	No
• pulse-shaping	No
• pulse-shaping/instantaneous	No
• additive ON-delay/instantaneous	No
• ON-delay/OFF-delay/instantaneous	No
• passing make contact	No
• passing make contact/instantaneous contact	No
switching function of interval relay with control signal	
• retrotriggerable with deactivated control signal/instantaneous contact	No
• retrotriggerable with switched-on control signal	No
• retrotriggerable with switched-on control signal/instantaneous contact	No
• retriggerable with deactivated control signal	No
Short-circuit protection	
design of the fuse link for short-circuit protection of the auxiliary switch required	fuse gL/gG: 4 A
Auxiliary circuit	




material of switching contacts	AgSnO2
number of NC contacts	
• delayed switching	0
• instantaneous contact	0
number of NO contacts	
• delayed switching	0
• instantaneous contact	0
number of CO contacts	
• delayed switching	1
• instantaneous contact	0
operational current of auxiliary contacts at AC-15	
• at 24 V	3 A
• at 250 V	3 A
operational current of auxiliary contacts at DC-13	
• at 24 V	1 A
• at 125 V	0.2 A
• at 250 V	0.1 A
operating frequency with 3RT2 contactor maximum	5 000 1/h
contact reliability of auxiliary contacts	one incorrect switching operation of 100 million switching operations (17 V, 5 mA)
switching capacity current with inductive load	0.01 ... 3 A
Inputs/ Outputs	
product function	
• at the relay outputs switchover delayed/without delay	No
• non-volatile	Yes
Electromagnetic compatibility	
EMC emitted interference according to IEC 61812-1	ambience A (industrial sector)
EMC immunity according to IEC 61812-1	corresponds to degree of severity 3
conducted interference	
• due to burst according to IEC 61000-4-4	2 kV network connection / 1 kV control connection
• due to conductor-earth surge according to IEC 61000-4-5	2 kV
• due to conductor-conductor surge according to IEC 61000-4-5	1 kV
field-based interference according to IEC 61000-4-3	10 V/m
electrostatic discharge according to IEC 61000-4-2	4 kV contact discharge / 8 kV air discharge
Safety related data	
category according to EN 954-1	none
Electrical Safety	
protection class IP on the front according to IEC 60529	IP20
type of insulation	Basic insulation
Connections/ Terminals	
product component removable terminal for auxiliary and control circuit	Yes
type of electrical connection for auxiliary and control circuit	spring-loaded terminals (push-in)
type of connectable conductor cross-sections	
• solid	1x (0.5 ... 4 mm ²)
• finely stranded with core end processing	1x (0.5 ... 2.5 mm ²)
• finely stranded without core end processing	0.5 ... 4 mm ²
• for AWG cables solid	1x (20 ... 12)
• for AWG cables stranded	20 ... 12
connectable conductor cross-section	
• solid	0.5 ... 4 mm ²
• finely stranded with core end processing	0.5 ... 2.5 mm ²
• finely stranded without core end processing	0.5 ... 4 mm ²
AWG number as coded connectable conductor cross section	
• solid	20 ... 12
• stranded	20 ... 12
Installation/ mounting/ dimensions	
mounting position	any
fastening method	screw and snap-on mounting onto 35 mm DIN rail
height	100 mm





width	22.5 mm
depth	90 mm
required spacing	
<ul style="list-style-type: none"> • with side-by-side mounting <ul style="list-style-type: none"> — forwards 0 mm — backwards 0 mm — upwards 0 mm — downwards 0 mm — at the side 0 mm • for grounded parts <ul style="list-style-type: none"> — forwards 0 mm — backwards 0 mm — upwards 0 mm — at the side 0 mm — downwards 0 mm • for live parts <ul style="list-style-type: none"> — forwards 0 mm — backwards 0 mm — upwards 0 mm — downwards 0 mm — at the side 0 mm 	

Ambient conditions	
installation altitude at height above sea level maximum	2 000 m
ambient temperature	
<ul style="list-style-type: none"> • during operation -25 ... +60 °C • during storage -40 ... +85 °C • during transport -40 ... +85 °C 	
relative humidity during operation	10 ... 95 %

Approvals Certificates

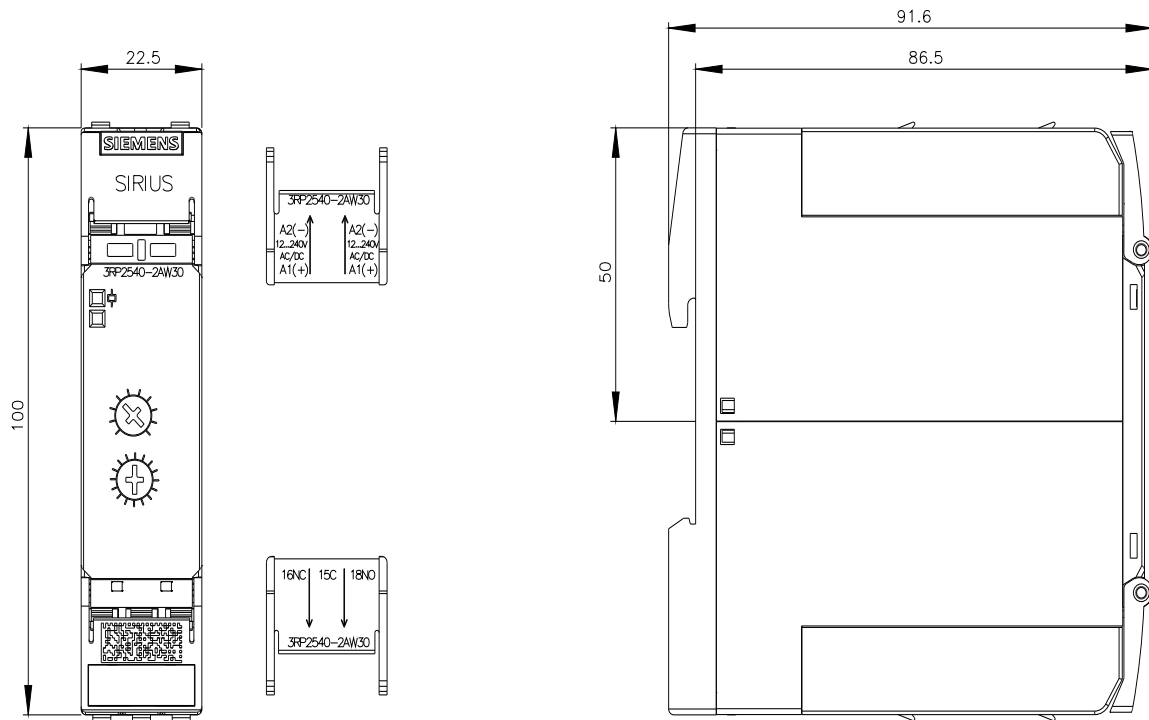
General Product Approval	EMV
     	

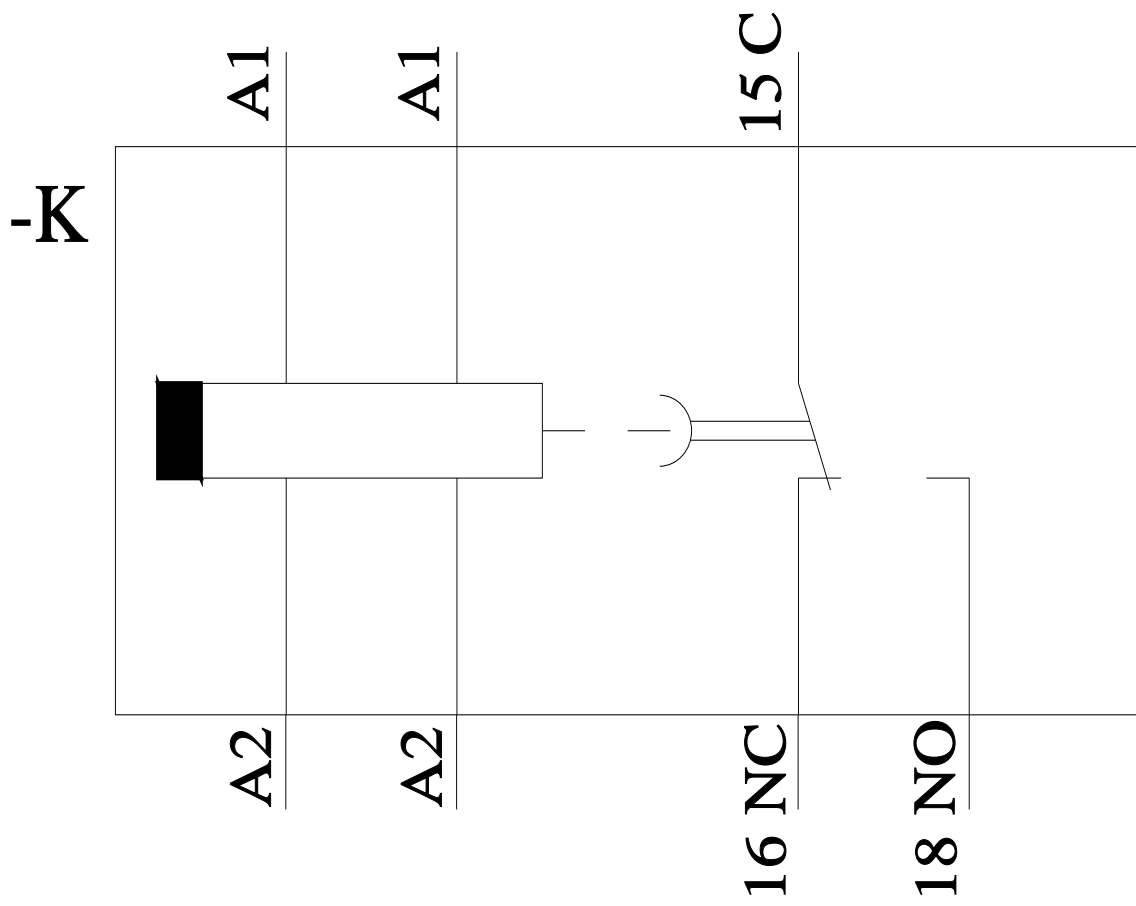
EMV	Test Certificates	Maritime application
KC	Special Test Certificate	Type Test Certificates/Test Report
		  

Maritime application	other	Environment
  		Confirmation Environmental Confirmations

Further information

Information on the packaging
<https://support.industry.siemens.com/cs/ww/en/view/109813875>
Information for data generation and storage
<https://support.industry.siemens.com/cs/ww/en/view/109995012>
Information- and Downloadcenter (Catalogs, Brochures,...)
<https://www.siemens.com/ic10>
Industry Mall (Online ordering system)
<https://mall.industry.siemens.com/mall/en/en/Catalog/product?mlfb=3RP2540-2AW30>
Cax online generator
<https://support.automation.siemens.com/WW/CAXorder/default.aspx?lang=en&mlfb=3RP2540-2AW30>
Service&Support (Manuals, Certificates, Characteristics, FAQs,...)
<https://support.industry.siemens.com/cs/ww/en/ps/3RP2540-2AW30>





last modified:

10/27/2025 