



Auxiliary switch can be mounted on the side 2 NO, screw terminal for circuit breaker 3RV2

product brand name	SIRIUS
product category	Auxiliary switch
product designation	auxiliary switch
design of the product	lateral auxiliary switches
product type designation	3RV29
<b>General technical data</b>	
certificate of suitability	CE / UL / CSA / CCC
size of the circuit-breaker	S00, S0, S2, S3
display version LED	No
insulation voltage rated value	690 V
degree of pollution	3
surge voltage resistance rated value	6 kV
protection class IP on the front	
• according to IEC 60529	IP20
•	IP20
reference code according to IEC 81346-2	Q
Substance Prohibition (Date)	10/01/2009
Weight	0.042 kg
number of NC contacts for auxiliary contacts instantaneous contact	0
number of NO contacts for auxiliary contacts instantaneous contact	2
number of CO contacts of auxiliary contacts instantaneous contact	0
operational current at AC-15 at 690 V rated value	1 A
operational current of auxiliary contacts at AC-12	
• at 24 V	10 A
• at 230 V	10 A
• at 400 V	10 A
• at 690 V	10 A
operational current of auxiliary contacts at AC-12 maximum	10 A
operational current of auxiliary contacts at AC-15	
• at 24 V	6 A
• at 230 V	4 A
• at 400 V	3 A
operational current of auxiliary contacts at DC-13	
• at 24 V	2 A
• at 110 V	0.5 A
• at 220 V	0.25 A
• at 250 V	0.25 A
<b>Ambient conditions</b>	

<b>ambient temperature</b>	
<ul style="list-style-type: none"> <li>during operation</li> </ul>	-20 ... +60 °C
<ul style="list-style-type: none"> <li>during storage</li> </ul>	-50 ... +80 °C

Environmental footprint	
Environmental Product Declaration(EPD)	Yes
global warming potential [CO2 eq] total	4.44 kg
global warming potential [CO2 eq] during manufacturing	0.238 kg
global warming potential [CO2 eq] during operation	4.2 kg
global warming potential [CO2 eq] after end of life	0.0053 kg

Electrical Safety	
<b>protection class IP on the front according to IEC 60529</b>	IP20
<b>touch protection on the front according to IEC 60529</b>	finger-safe, for vertical contact from the front

Installation/ mounting/ dimensions	
<b>fastening method</b>	plug-in fixing
<b>height</b>	90 mm
<b>width</b>	9.5 mm
<b>depth</b>	70 mm

Connections/ Terminals	
type of electrical connection for auxiliary and control circuit	screw-type terminals
<b>connectable conductor cross-section for auxiliary contacts</b>	
<ul style="list-style-type: none"> <li>solid or stranded</li> </ul>	0.5 ... 2.5 mm <sup>2</sup>
<ul style="list-style-type: none"> <li>finely stranded with core end processing</li> </ul>	0.5 ... 2.5 mm <sup>2</sup>
<b>type of connectable conductor cross-sections</b>	
<ul style="list-style-type: none"> <li>for auxiliary contacts <ul style="list-style-type: none"> <li>— solid</li> </ul> </li> </ul>	2x (0.5 ... 1.5 mm <sup>2</sup> ), 2x (0.75 ... 2.5 mm <sup>2</sup> )
<ul style="list-style-type: none"> <li>— finely stranded with core end processing</li> </ul>	2x (0.5 ... 1.5 mm <sup>2</sup> ), 2x (0.75 ... 2.5 mm <sup>2</sup> )
<ul style="list-style-type: none"> <li>for AWG cables for auxiliary contacts</li> </ul>	2x (20 ... 14)
<b>AWG number as coded connectable conductor cross section for auxiliary contacts</b>	20 ... 14

### Approvals Certificates

#### General Product Approval



KC



#### Test Certificates

#### Maritime application

[Type Test Certificates/Test Report](#)

[Special Test Certificate](#)



#### Maritime application

#### other



[Confirmation](#)

[Miscellaneous](#)



#### Railway

#### Environment

[Confirmation](#)

[Special Test Certificate](#)



[Environmental Confirmations](#)

### Further information

Information on the packaging

<https://support.industry.siemens.com/cs/ww/en/view/109813875>

Information for data generation and storage

<https://support.industry.siemens.com/cs/ww/en/view/109995012>

Information- and Downloadcenter (Catalogs, Brochures,...)

<https://www.siemens.com/ic10>

Industry Mall (Online ordering system)

<https://mall.industry.siemens.com/mall/en/en/Catalog/product?mlfb=3RV2901-1B>

Cax online generator

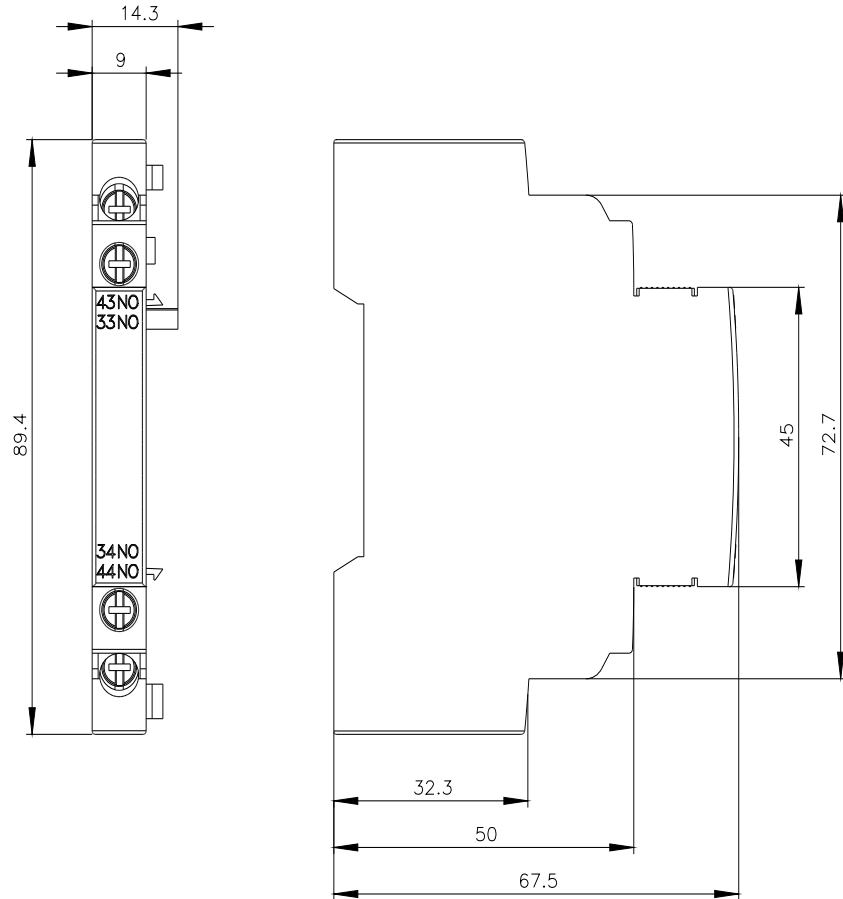
<https://support.automation.siemens.com/WW/CAXorder/default.aspx?lang=en&mlfb=3RV2901-1B>

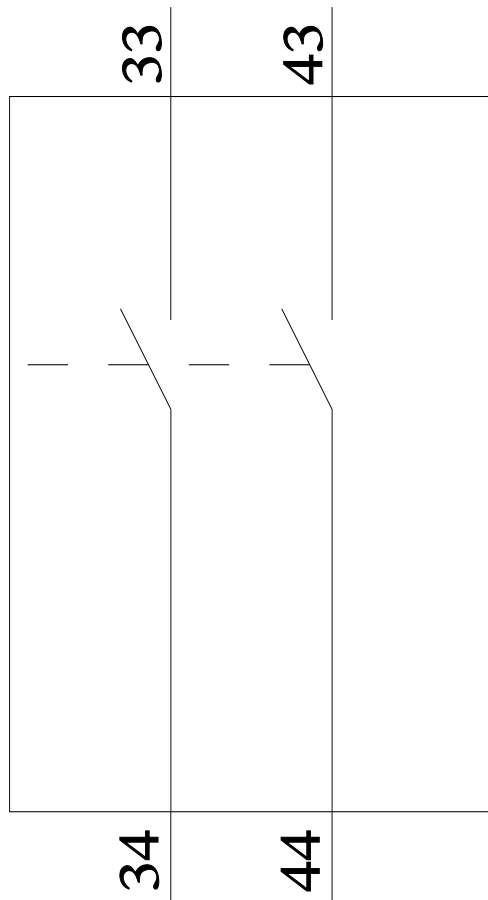
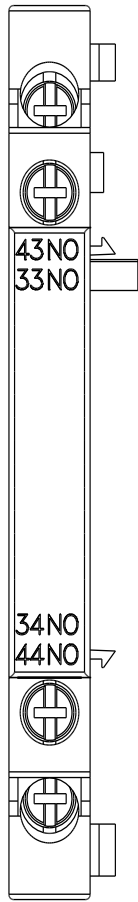
Service&Support (Manuals, Certificates, Characteristics, FAQs,...)

<https://support.industry.siemens.com/cs/ww/en/ps/3RV2901-1B>

Image database (product images, 2D dimension drawings, 3D models, device circuit diagrams, EPLAN macros, ...)

[https://www.automation.siemens.com/bilddb/cax\\_de.aspx?mlfb=3RV2901-1B&lang=en](https://www.automation.siemens.com/bilddb/cax_de.aspx?mlfb=3RV2901-1B&lang=en)





last modified:

7/22/2025