



position switch metal enclosure 40 mm according to EN 50041 1 NO/1 NC quick action contacts with M12 plug, 5-pole, fixed pin assignment: Pin1=21, Pin2=22 Pin3=13, Pin4=14, Pin5=PE part-turn actuator right and/or left adjustable, metal lever 27 mm long and plastic roller 19 mm

product brand name	SIRIUS
product designation	Mechanical position switches
product type designation	3SE5
manufacturer's article number	
<ul style="list-style-type: none"> of the supplied basic switch of the supplied actuator head for position switches of the supplied operating lever of the supplied switching contacts 	3SE5114-0CA00-0AC5 3SE5000-0AH00 3SE5000-0AA01 3SE5000-0CA00
suitability for use safety switch	Yes
General technical data	
product function positive opening	Yes
insulation voltage rated value	125 V
degree of pollution	class 3
surge voltage resistance rated value	1.5 kV
protection class IP	IP66/IP67
shock resistance	
<ul style="list-style-type: none"> according to IEC 60068-2-27 	30g / 11 ms
vibration resistance according to IEC 60068-2-6	0.35 mm/5g
mechanical service life (operating cycles) typical	15 000 000
thermal current	4 A
material of the enclosure of the switch head	plastic
reference code according to IEC 81346-2	B
continuous current of the C characteristic MCB	1 A; for a short-circuit current smaller than 400 A
continuous current of the quick DIAZED fuse link	4 A; for a short-circuit current smaller than 400 A
continuous current of the DIAZED fuse link gG	4 A
active principle	mechanical
repeat accuracy	0.05 mm
Substance Prohibitance (Date)	07/01/2006
SVHC substance name	Lead - 7439-92-1 Imidazolidine-2-thione (2-imidazoline-2-thiol) - 96-45-7
Weight	0.353 kg
minimum actuating torque in directions of actuation	0.25 N·m
length of the sensor	141.5 mm
width of the sensor	40 mm
Ambient conditions	
ambient temperature	
<ul style="list-style-type: none"> during operation during storage 	-25 ... +85 °C -40 ... +90 °C
explosion protection category for dust	none
Main circuit	

design of the switching contact	mechanical
operating frequency rated value	50 ... 60 Hz
number of NC contacts for auxiliary contacts	1
number of NO contacts for auxiliary contacts	1
operational current at AC-15	
• at 24 V rated value	4 A
• at 125 V rated value	4 A
operational current at DC-13	
• at 24 V rated value	3 A
• at 125 V rated value	0.55 A

Enclosure	
design of the housing	block, narrow
material of the enclosure	metal
coating of the enclosure	cathodic dip coating
design of the housing according to standard	Yes

Drive Head	
design of the actuating element	Twist lever, metal lever, 27 mm long, step 9 mm, plastic roller 19 mm
standard-compliant actuator head	EN 50041, design A
shape of the switch head	roller
design of the switching function	positive opening
circuit principle	snap-action contacts
number of switching contacts safety-related	1
cable entry type	M12 plug
design of plug-in connection	M12 plug, 5-pole: Pin 1 = terminal 21, Pin 2 = 22, Pin 3 = 13, Pin 4 = 14, Pin 5 = PU

Installation/ mounting/ dimensions	
mounting position	any
fastening method	screw fixing

Connections/ Terminals	
type of electrical connection	M12 plug, fixed
design of the interface for safety-related communication	without

Communication/ Protocol	
design of the interface	without

Approvals Certificates	
General Product Approval	Functional Safety



[Type Examination Certificate](#)

Test Certificates	other	Environment
-------------------	-------	-------------

[Type Test Certificates/Test Report](#)

[Type Test Certificates/Test Report](#)



[Confirmation](#)

[Environmental Confirmations](#)

Further information

Information on the packaging

<https://support.industry.siemens.com/cs/ww/en/view/109813875>

Information for data generation and storage

<https://support.industry.siemens.com/cs/ww/en/view/109995012>

Information- and Downloadcenter (Catalogs, Brochures,...)

<https://www.siemens.com/ic10>

Industry Mall (Online ordering system)

<https://mall.industry.siemens.com/mall/en/en/Catalog/product?mlfb=3SE5114-0CH01-1AC5>

Cax online generator

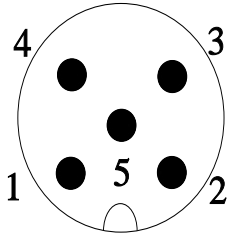
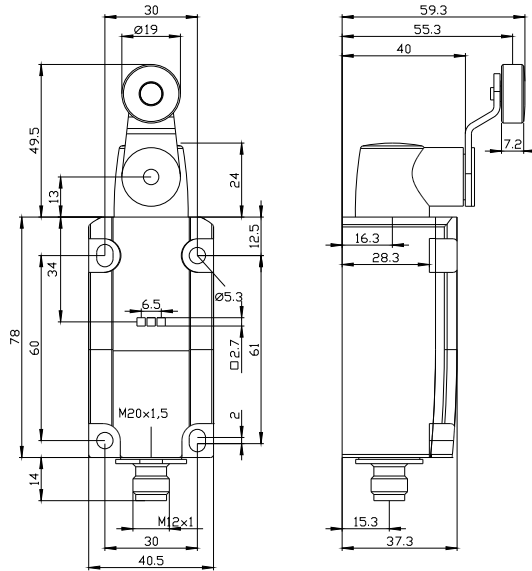
<https://support.automation.siemens.com/WW/CAXorder/default.aspx?lang=en&mlfb=3SE5114-0CH01-1AC5>

Service&Support (Manuals, Certificates, Characteristics, FAQs,...)

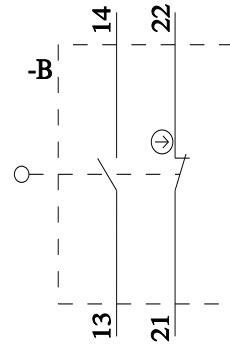
<https://support.industry.siemens.com/cs/ww/en/ps/3SE5114-0CH01-1AC5>

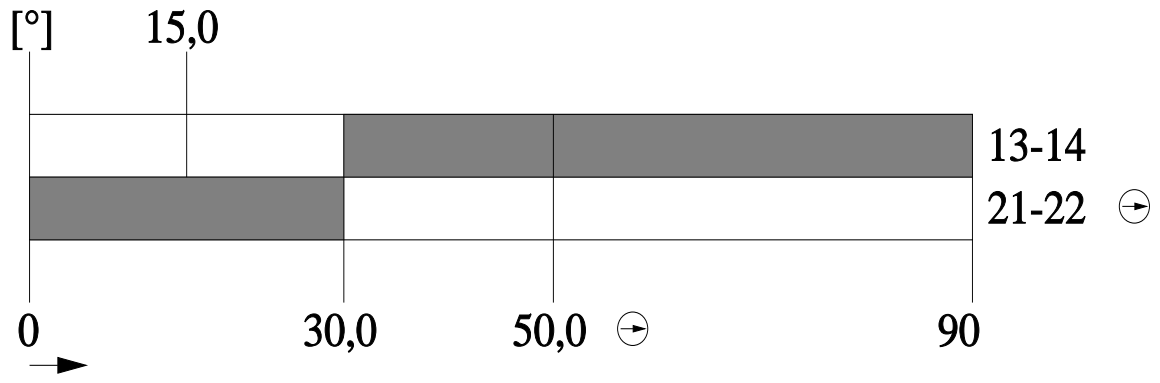
Image database (product images, 2D dimension drawings, 3D models, device circuit diagrams, EPLAN macros, ...)

https://www.automation.siemens.com/bilddb/cax_de.aspx?mlfb=3SE5114-0CH01-1AC5&lang=en



1	BN = Brown	→	21
2	WH = White	→	22
3	BU = Blue	→	13
4	BK = Black	→	14
5	GN/YE = Green/Yellow	→	⊕





last modified:

4/2/2025 