



Safety position switch with separate actuator Metal enclosure, 40 mm according to EN 50041 1 NO/1 NC slow-action contacts with M12 connector, 5-pole, fixed Pin assignment: Pin1=21, Pin2=22 Pin3=13, Pin4=14 Pin5=PE 5 directions of approaches The matching separate actuator 3SE5000-0AV0. must be ordered separately

product brand name	SIRIUS
product designation	Mechanical safety switches
product type designation	3SE5
manufacturer's article number	3SE5000-0AV01 standard actuator, 3SE5000-0AV02 actuator with vertical mounting, 3SE5000-0AV03 actuator with horizontal mounting, 3SE5000-0AV04 radius actuator left, 3SE5000-0AV05 universal actuator, 3SE5000-0AV06 radius actuator right, 3SE5000-0AV07 heavy-duty actuator, 3SE5000-0AW11 plastic actuator, 3SE5000-0AW21 stainless steel actuator
<ul style="list-style-type: none"> <li>of the optional actuators</li> </ul>	
suitability for use safety switch	Yes
<b>General technical data</b>	
product function positive opening	Yes
insulation voltage rated value	125 V
degree of pollution	class 3
surge voltage resistance rated value	1.5 kV
protection class IP	IP66/IP67
shock resistance	30g / 11 ms
<ul style="list-style-type: none"> <li>according to IEC 60068-2-27</li> </ul>	
vibration resistance according to IEC 60068-2-6	0.35 mm/5g
mechanical service life (operating cycles) typical	1 000 000
thermal current	4 A
material of the enclosure of the switch head	metal
reference code according to IEC 81346-2	B
continuous current of the C characteristic MCB	1 A; for a short-circuit current smaller than 400 A
continuous current of the quick DIAZED fuse link	4 A; for a short-circuit current smaller than 400 A
continuous current of the DIAZED fuse link gG	4 A; for a short-circuit current smaller than 400 A
active principle	mechanical
repeat accuracy	0.05 mm
Substance Prohibition (Date)	07/01/2006
SVHC substance name	Lead - 7439-92-1 Imidazolidine-2-thione (2-imidazoline-2-thiol) - 96-45-7
Weight	0.49 kg
minimum actuating force in directions of actuation	20 N
length of the sensor	124 mm
width of the sensor	40 mm
<b>Ambient conditions</b>	
ambient temperature	-25 ... +85 °C
<ul style="list-style-type: none"> <li>during operation</li> <li>during storage</li> </ul>	
explosion protection category for dust	none
<b>Main circuit</b>	
design of the switching contact	mechanical

operating frequency rated value	50 ... 60 Hz
number of NC contacts for auxiliary contacts	1
number of NO contacts for auxiliary contacts	1
operational current at AC-15	
• at 24 V rated value	4 A
• at 125 V rated value	4 A
operational current at DC-13	
• at 24 V rated value	3 A
• at 125 V rated value	0.55 A

Enclosure	
design of the housing	block, narrow
material of the enclosure	metal
coating of the enclosure	cathodic dip coating
design of the housing according to standard	Yes

Drive Head	
design of the actuating element	without
design of the switching function	positive opening
circuit principle	slow-action contacts
number of switching contacts safety-related	1
cable entry type	M12 plug
design of plug-in connection	M12 plug, 5-pole: Pin 1 = terminal 21, Pin 2 = 22, Pin 3 = 13, Pin 4 = 14, Pin 5 = PU

Installation/ mounting/ dimensions	
mounting position	any
fastening method	screw fixing

Connections/ Terminals	
type of electrical connection	M12 plug, fixed
design of the interface for safety-related communication	without

Communication/ Protocol	
design of the interface	without

Safety related data	
proportion of dangerous failures with high demand rate according to SN 31920	20 %
B10 value with high demand rate according to SN 31920	1 000 000

Approvals Certificates	
General Product Approval	Functional Safety



[Type Examination Certificate](#)

other	Environment
-------	-------------



[Confirmation](#)

[Environmental Confirmations](#)

#### Further information

Information on the packaging

<https://support.industry.siemens.com/cs/ww/en/view/109813875>

Information for data generation and storage

<https://support.industry.siemens.com/cs/ww/en/view/109995012>

Information- and Downloadcenter (Catalogs, Brochures,...)

<https://www.siemens.com/ic10>

Industry Mall (Online ordering system)

<https://mall.industry.siemens.com/mall/en/en/Catalog/product?mlfb=3SE5114-0RV10-1AC5>

Cax online generator

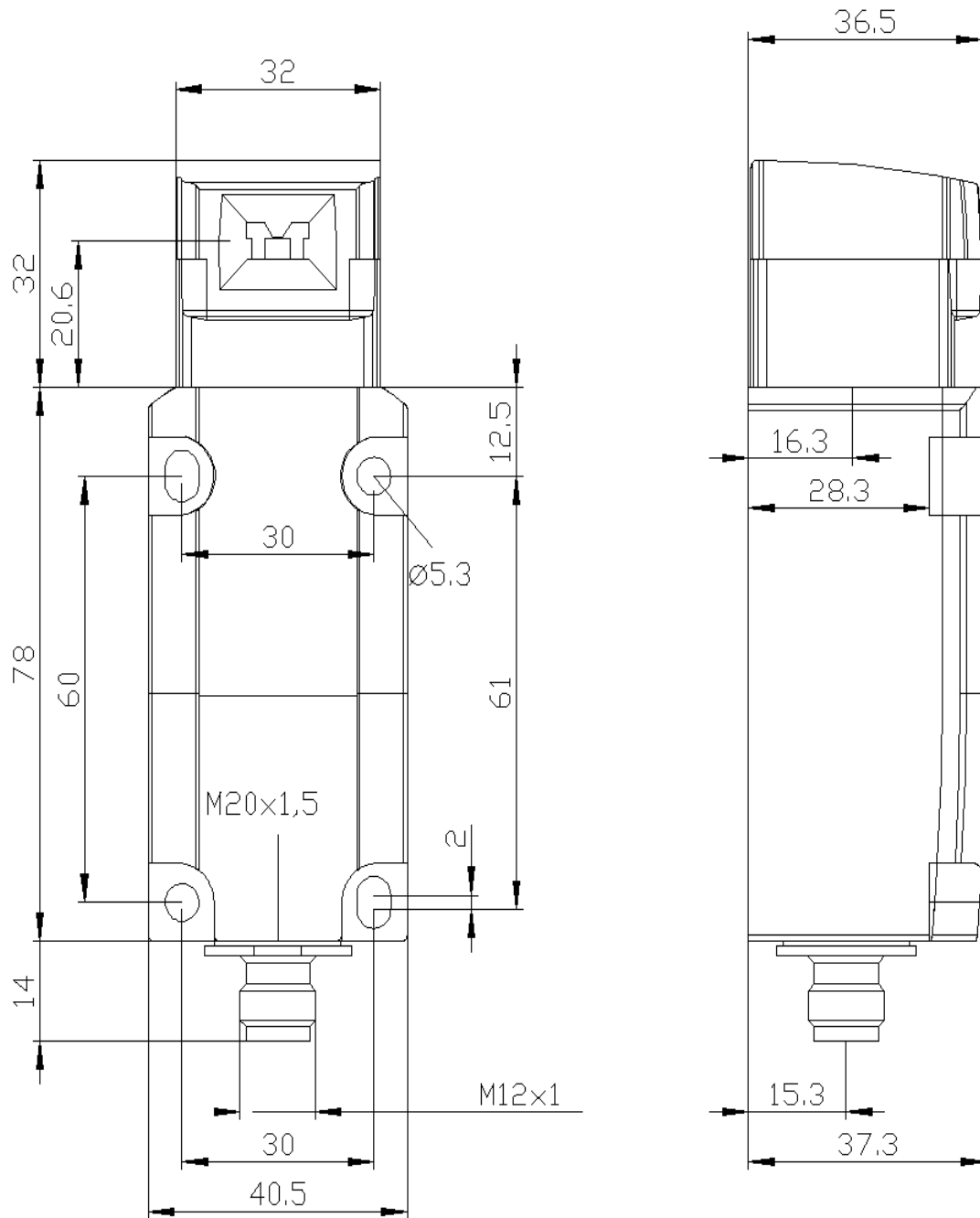
<https://support.automation.siemens.com/WW/CAXorder/default.aspx?lang=en&mlfb=3SE5114-0RV10-1AC5>

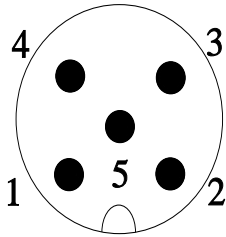
Service&Support (Manuals, Certificates, Characteristics, FAQs,...)

<https://support.industry.siemens.com/cs/ww/en/ps/3SE5114-0RV10-1AC5>

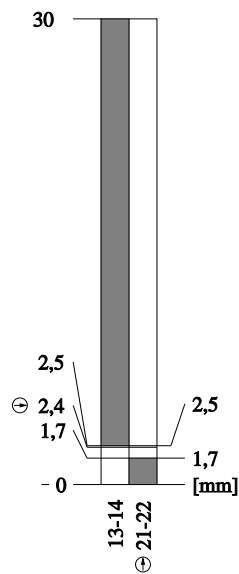
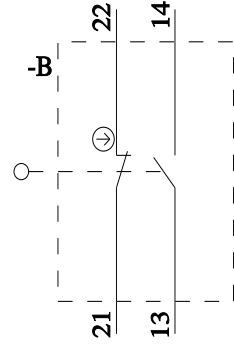
Image database (product images, 2D dimension drawings, 3D models, device circuit diagrams, EPLAN macros, ...)

[https://www.automation.siemens.com/bilddb/cax\\_de.aspx?mlfb=3SE5114-0RV10-1AC5&lang=en](https://www.automation.siemens.com/bilddb/cax_de.aspx?mlfb=3SE5114-0RV10-1AC5&lang=en)





1	BN = Brown	→	21
2	WH = White	→	22
3	BU = Blue	→	13
4	BK = Black	→	14
5	GN/YE = Green/Yellow	→	⊕



last modified:

4/2/2025