





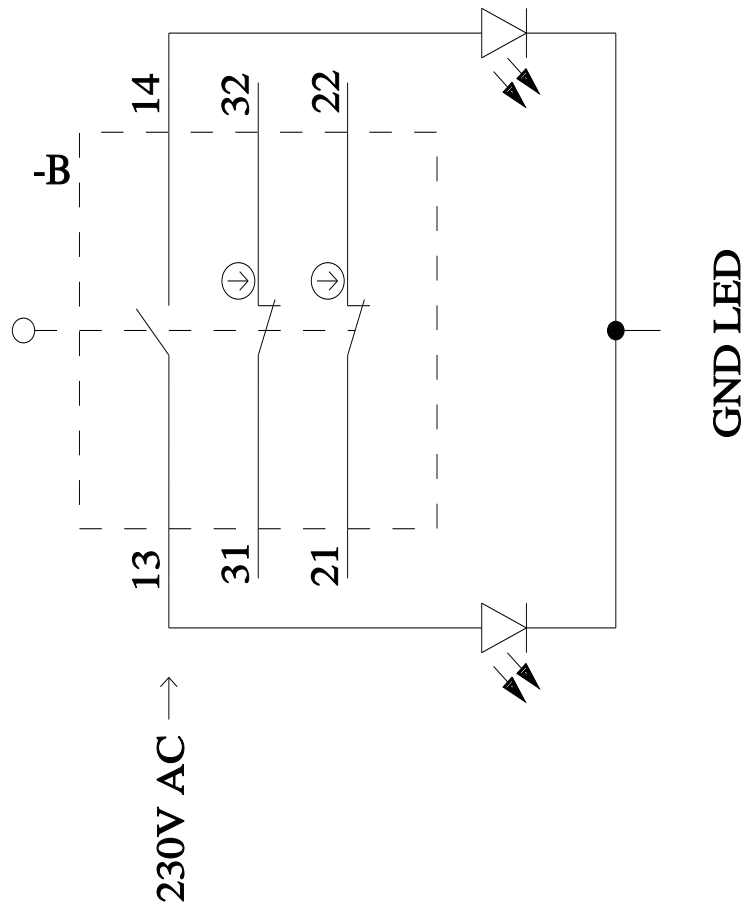
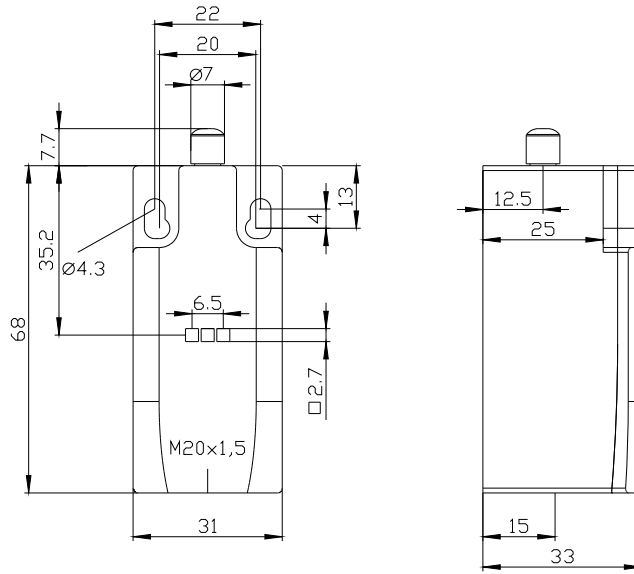


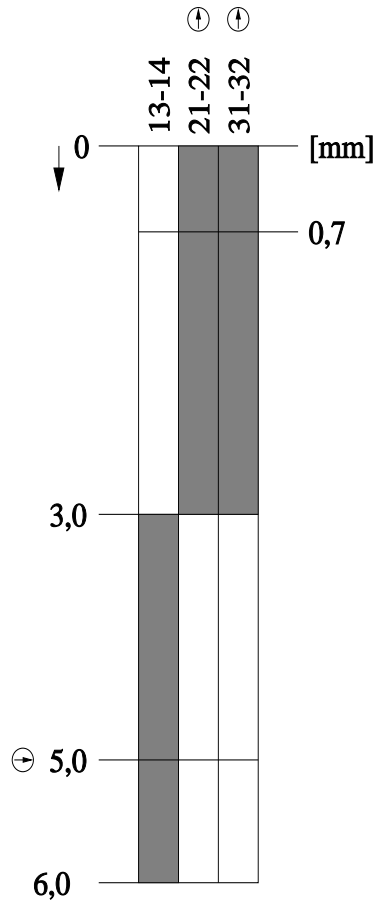


Position switch Metal enclosure according to EN 50047, 31 mm Device connection 1 x (M20 x 1.5) 1 NO/2 NC quick action contacts with 2 LEDs yellow/green, 230 V AC

product brand name	SIRIUS
product designation	Mechanical position switches
product type designation	3SE5
manufacturer's article number	
• of the supplied switching contacts	3SE5000-0LA00
• of the supplied empty enclosure with cover	3SE5212-0AC05
suitability for use safety switch	Yes
General technical data	
product function positive opening	Yes
insulation voltage rated value	400 V
degree of pollution	class 3
surge voltage resistance rated value	4 kV
protection class IP	IP66/IP67
shock resistance	
• according to IEC 60068-2-27	30g / 11 ms
vibration resistance	
• according to IEC 60068-2-6	0.35 mm/5g
mechanical service life (operating cycles) typical	15 000 000
electrical endurance (operating cycles) at AC-15 at 230 V typical	100 000
thermal current	10 A
material of the enclosure of the switch head	metal
reference code according to IEC 81346-2	B
continuous current of the C characteristic MCB	1 A; for a short-circuit current smaller than 400 A
continuous current of the quick DIAZED fuse link	10 A; for a short-circuit current smaller than 400 A
continuous current of the DIAZED fuse link gG	6 A
active principle	mechanical
repeat accuracy	0.05 mm
Substance Prohibitance (Date)	07/01/2006
SVHC substance name	Imidazolidine-2-thione (2-imidazoline-2-thiol) - 96-45-7
Weight	0.189 kg
minimum actuating force in directions of actuation	20 N
length of the sensor	75.7 mm
width of the sensor	31 mm
Ambient conditions	
ambient temperature	
• during operation	-25 ... +60 °C
• during storage	-40 ... +90 °C
explosion protection category for dust	none
Main circuit	

design of the switching contact	mechanical	
operating frequency rated value	50 ... 60 Hz	
number of NC contacts for auxiliary contacts	2	
number of NO contacts for auxiliary contacts	1	
operational current at AC-15		
• at 230 V rated value	6 A	
Enclosure		
design of the housing	block, narrow	
material of the enclosure	metal	
coating of the enclosure	cathodic dip coating	
design of the housing according to standard	Yes	
Drive Head		
design of the actuating element	Rounded plunger, plastic plunger	
standard-compliant actuator head	EN 50047, design B	
shape of the switch head	rounded	
design of the switching function	positive opening	
circuit principle	snap-action contacts	
number of switching contacts safety-related	2	
cable entry type	1x (M20 x 1.5)	
Installation/ mounting/ dimensions		
mounting position	any	
fastening method	screw fixing	
Connections/ Terminals		
type of electrical connection	screw terminal	
type of connectable conductor cross-sections		
• solid	1x (0.5 ... 1.5 mm ²), 2x (0.5 ... 0.75 mm ²)	
• finely stranded with core end processing	1x (0.5 ... 1.5 mm ²), 2x (0.5 ... 0.75 mm ²)	
• for AWG cables solid	1x (20 ... 16), 2x (20 ... 18)	
• for AWG cables stranded	1x (20 ... 16), 2x (20 ... 18)	
Supply voltage		
type of voltage of the supply voltage of the optional LED display	AC	
supply voltage of LED		
•	230 V	
design of the interface for safety-related communication	without	
Communication/ Protocol		
design of the interface	without	
Approvals Certificates		
General Product Approval	Functional Safety	
     Type Examination Certificate		
Test Certificates	other	Environment
Type Test Certificates/Test Report		Confirmation
		Environmental Confirmations
Further information		
Information on the packaging https://support.industry.siemens.com/cs/ww/en/view/109813875		
Information for data generation and storage https://support.industry.siemens.com/cs/ww/en/view/109995012		
Information- and Downloadcenter (Catalogs, Brochures,...) https://www.siemens.com/ic10		
Industry Mall (Online ordering system) https://mall.industry.siemens.com/mall/en/en/Catalog/product?mlfb=3SE5212-3LC05		
Cax online generator https://support.automation.siemens.com/WW/CAXorder/default.aspx?lang=en&mlfb=3SE5212-3LC05		





last modified:

4/2/2025 