




Basic switch without actuator head Plastic enclosure, EN 50047 ASIsafe integrated AS-i status: 1:F-IN1, 2: F-IN2 3:AS-i/FAULT Slow-action contacts 2 NC with M12 connector 4-pole Channel 1 to NC, Channel 2 to NC

product brand name	SIRIUS
product designation	Mechanical safety switches
product type designation	3SF12
manufacturer's article number	
• of the supplied basic switch	<a href="#">3SF1234-1KC05-1BA1</a>
suitability for use safety switch	Yes
<b>General technical data</b>	
product function positive opening	Yes
insulation voltage rated value	30 V
degree of pollution	class 3
surge voltage resistance rated value	0.8 kV
shock resistance according to IEC 60068-2-27	30g / 11 ms
vibration resistance according to IEC 60068-2-6	0.35 mm/5g
mechanical service life (operating cycles) typical	15 000 000
reference code according to IEC 81346-2	B
active principle	mechanical
repeat accuracy	0.1 mm
Substance Prohibitance (Date)	03/01/2017
SVHC substance name	Lead - 7439-92-1 Lead monoxide (lead oxide) - 1317-36-8 6,6'-di-tert-butyl-2,2'-methylenedi-p-cresol - 119-47-1 Imidazolidine-2-thione (2-imidazoline-2-thiol) - 96-45-7 Diboron trioxide - 1303-86-2
Weight	0.09 kg
minimum actuating force in directions of actuation	20 N
length of the sensor	89.7 mm
width of the sensor	31 mm
<b>Ambient conditions</b>	
ambient temperature	
• during operation	-25 ... +60 °C
• during storage	-40 ... +80 °C
design of the switching contact	mechanical
number of NC contacts for auxiliary contacts	2
number of NO contacts for auxiliary contacts	0
<b>Enclosure</b>	
design of the housing	block, narrow
material of the enclosure	plastic
design of the housing according to standard	Yes
<b>Drive Head</b>	
design of the actuating element	Other, without, ASi_basic switch with plug
design of the switching function	positive opening

<b>circuit principle</b>	slow-action contacts
number of switching contacts safety-related	2
<b>design of plug-in connection</b>	M12 plug, 4-pole: Pin 1 = ASI+ , Pin 2 = not assigned, Pin 3= ASI-, Pin 4 = not assigned
<b>Installation/ mounting/ dimensions</b>	
<b>mounting position</b>	any
<b>fastening method</b>	screw fixing
<b>Connections/ Terminals</b>	
<b>type of electrical connection</b>	M12 plug, fixed, 4-pole
<b>Supply voltage</b>	
type of voltage of the supply voltage of the optional LED display	DC
<b>supply voltage of LED</b>	24 V
design of the interface for safety-related communication	ASIsafe via M12 plug

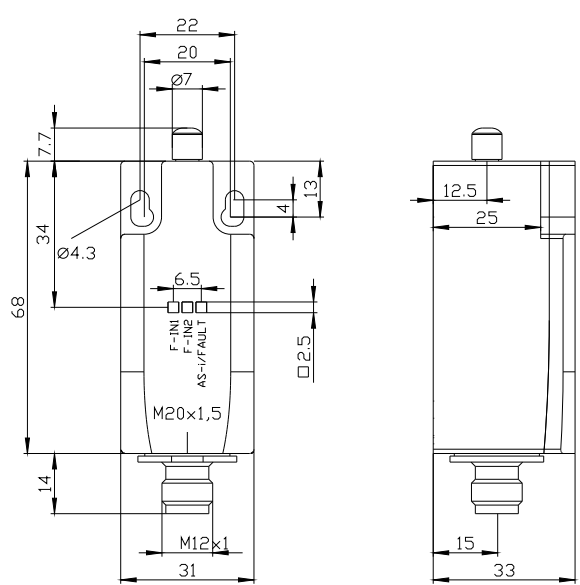
**Approvals Certificates**

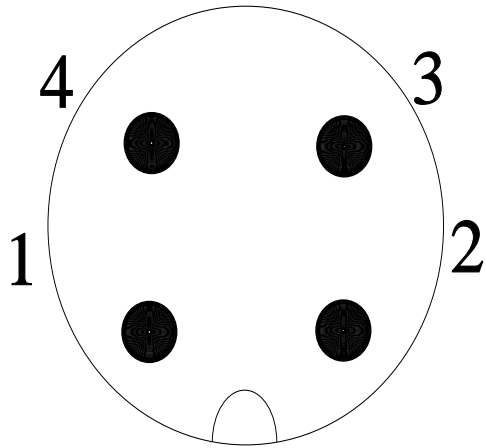
<b>General Product Approval</b>	<b>Test Certificates</b>
   	<a href="#">Type Test Certificates/Test Report</a> <a href="#">Type Test Certificates/Test Report</a>

<b>other</b>	<b>Environment</b>
	<a href="#">Confirmation</a> <a href="#">Environmental Confirmations</a>

**Further information**

Information on the packaging  
<https://support.industry.siemens.com/cs/ww/en/view/109813875>  
Information for data generation and storage  
<https://support.industry.siemens.com/cs/ww/en/view/109995012>  
Information- and Downloadcenter (Catalogs, Brochures,...)  
<https://www.siemens.com/ic10>  
Industry Mall (Online ordering system)  
<https://mall.industry.siemens.com/mall/en/en/Catalog/product?mlfb=3SF1234-1KC05-1BA1>  
Cax online generator  
<https://support.automation.siemens.com/WW/CAXorder/default.aspx?lang=en&mlfb=3SF1234-1KC05-1BA1>  
Service&Support (Manuals, Certificates, Characteristics, FAQs,...)  
<https://support.industry.siemens.com/cs/ww/en/ps/3SF1234-1KC05-1BA1>  
Image database (product images, 2D dimension drawings, 3D models, device circuit diagrams, EPLAN macros, ...)  
[https://www.automation.siemens.com/bilddb/cax\\_de.aspx?mlfb=3SF1234-1KC05-1BA1&lang=en](https://www.automation.siemens.com/bilddb/cax_de.aspx?mlfb=3SF1234-1KC05-1BA1&lang=en)





1	→	ASI +
2	→	n. c.
3	→	ASI -
4	→	n. c.

---

last modified:

4/2/2025 