



Enclosure for command devices, 22 mm, round, Enclosure material plastic, Enclosure top part yellow, with protective collar, 1 control point plastic, A=EMERGENCY STOP mushroom pushbutton red, 40 mm, rotate-to-unlatch, 1 NC, 1 NC, screw terminal, floor mounting, 1xM20 each on top and bottom

<b>product brand name</b>	SIRIUS ACT
<b>product designation</b>	Enclosures
<b>product type designation</b>	3SU1
<b>equipment of commanding and signaling device</b>	A = EMERGENCY STOP mushroom pushbutton, 40 mm, with positive latching acc. to ISO 13850 and rotate-to-unlatch mechanism
<b>manufacturer's article number</b>	
<ul style="list-style-type: none"> <li>of supplied contact module at the command point A 1</li> <li>of supplied contact module at the command point A 2</li> <li>of the supplied holder at the command point A</li> <li>of the supplied actuator at the command point A</li> <li>of supplied empty enclosure</li> </ul>	<a href="#">3SU1400-2AA10-1CA0</a> <a href="#">3SU1400-2AA10-1CA0</a> <a href="#">3SU1500-0AA10-0AA0</a> <a href="#">3SU1000-1HB20-0AA0</a> <a href="#">3SU1801-0AA00-0AC2</a>
<b>Enclosure</b>	
<b>design of the housing</b>	with protective collar
<b>shape of the enclosure front</b>	Square
<b>material of the enclosure</b>	plastic
<b>number of command points</b>	1
<b>product component</b>	
<ul style="list-style-type: none"> <li>EMERGENCY STOP device</li> <li>protective collar</li> </ul>	Yes No
<b>color of the enclosure top part</b>	yellow
<b>delivery state</b>	
<ul style="list-style-type: none"> <li>as a kit</li> <li>pre-wired on strip terminal</li> </ul>	No No
<b>fastening method of the enclosure</b>	Vertical
<b>Actuator</b>	
<b>design of the actuating element</b>	EMERGENCY STOP mushroom pushbutton
suitability for use EMERGENCY OFF switch	Yes
product feature lockout	No
product extension optional light source	No
color of the actuating element	red
<b>material of the actuating element</b>	plastic
<b>shape of the actuating element</b>	round
<b>number of contact modules</b>	2
<b>type of unlocking device</b>	A = rotate-to-unlatch mechanism
<b>Front ring</b>	
<b>product component front ring</b>	No
<b>design of the front ring</b>	Standard
<b>Holder</b>	
<b>material of the holder</b>	Plastic

Display	
number of LED modules	0
General technical data	
<b>product function</b>	
• positive opening	Yes
• EMERGENCY OFF function	Yes
• EMERGENCY STOP function	Yes
<b>protection class IP</b>	IP66, IP67, IP69(IP69K)
<b>degree of protection NEMA rating</b>	1, 2, 3, 3R, 4, 4X, 12K, 13
<b>shock resistance</b>	
• according to IEC 60068-2-27	sinusoidal half-wave 15g / 11 ms
• for railway applications according to EN 61373	Category 1, Class B
<b>vibration resistance</b>	
• according to IEC 60068-2-6	10 ... 500 Hz: 5g
• for railway applications according to EN 61373	Category 1, Class B
<b>reference code according to IEC 81346-2</b>	S
<b>continuous current of the C characteristic MCB</b>	10 A; for a short-circuit current smaller than 400 A
<b>continuous current of the quick DIAZED fuse link</b>	10 A
<b>continuous current of the DIAZED fuse link gG</b>	10 A
<b>Substance Prohibitance (Date)</b>	10/01/2014
<b>Weight</b>	369 g
<b>operating voltage</b>	
• at AC	
— at 50 Hz rated value	5 ... 500 V
— at 60 Hz rated value	5 ... 500 V
• at DC rated value	5 ... 500 V
Communication/ Protocol	
design of the interface for communication	without
Auxiliary circuit	
<b>design of the contact of auxiliary contacts</b>	Silver alloy
<b>number of NC contacts for auxiliary contacts</b>	2
<b>number of NO contacts for auxiliary contacts</b>	0
Connections/ Terminals	
type of electrical connection of modules and accessories	Screw-type terminal
<b>type of electrical connection on enclosure</b>	Cable routing above and below, both 1 x M20
<b>tightening torque of the screws in the bracket</b>	1 ... 1.2 N·m
<b>tightening torque of fixing screws in the enclosure cover</b>	1.5 ... 1.7 N·m
tightening torque with screw-type terminals	0.8 ... 0.9 N·m
Safety related data	
product function suitable for safety function	Yes
<b>test wear-related service life necessary</b>	Yes
<b>proportion of dangerous failures</b>	
• with low demand rate according to SN 31920	20 %
• with high demand rate per NC contact according to SN 31920	20 %
<b>B10 value with high demand rate according to SN 31920</b>	100 000
<b>failure rate [FIT] with low demand rate per NC contact according to SN 31920</b>	100 FIT
ISO 13849	
<b>device type according to ISO 13849-1</b>	3
IEC 61508	
T1 value for proof test interval or service life according to IEC 61508	20 a
Ambient conditions	
<b>ambient temperature</b>	
• during operation	-25 ... +70 °C
• during storage	-40 ... +80 °C
environmental category during operation according to IEC 60721	3M6, 3S2, 3B2, 3C3, 3K6 (with relative air humidity of 10 ... 95%, no condensation in operation permitted for all devices behind front panel)
Environmental footprint	

Environmental Product Declaration(EPD)	Yes
global warming potential [CO2 eq] total	0.787 kg
global warming potential [CO2 eq] during manufacturing	0.566 kg
global warming potential [CO2 eq] during operation	0.235 kg
global warming potential [CO2 eq] after end of life	-0.015 kg

#### Installation/ mounting/ dimensions

fastening method of modules and accessories	Floor mounting
height	85 mm
width	85 mm
depth	112.5 mm
shape of the installation opening	round

#### Accessories

number of labels	0
number of inscription plates	0




#### Approvals Certificates

General Product Approval	Test Certificates
    	<a href="#">Special Test Certificate</a>

Test Certificates	Maritime application	other
-------------------	----------------------	-------

<a href="#">Type Test Certificates/Test Report</a>	   	
--	---	--

other	Environment
-------	-------------

<a href="#">Confirmation</a>	  	<a href="#">Environmental Confirmations</a>
------------------------------	---	---

#### Further information

- Information on the packaging  
<https://support.industry.siemens.com/cs/ww/en/view/109813875>
- Information for data generation and storage  
<https://support.industry.siemens.com/cs/ww/en/view/109995012>
- Information- and Downloadcenter (Catalogs, Brochures,...)  
<https://www.siemens.com/ic10>
- Industry Mall (Online ordering system)  
<https://mall.industry.siemens.com/mall/en/en/Catalog/product?mlfb=3SU1801-0NB00-2AC2>
- Cax online generator  
<https://support.automation.siemens.com/WW/CAXorder/default.aspx?lang=en&mlfb=3SU1801-0NB00-2AC2>
- Service&Support (Manuals, Certificates, Characteristics, FAQs,...)  
<https://support.industry.siemens.com/cs/ww/en/ps/3SU1801-0NB00-2AC2>
- Image database (product images, 2D dimension drawings, 3D models, device circuit diagrams, EPLAN macros, ...)  
[https://www.automation.siemens.com/bilddb/cax\\_de.aspx?mlfb=3SU1801-0NB00-2AC2&lang=en](https://www.automation.siemens.com/bilddb/cax_de.aspx?mlfb=3SU1801-0NB00-2AC2&lang=en)

