



Enclosure for command devices, 22 mm, round, Enclosure material plastic, enclosure top part grey, 3 control points plastic, C=Indicator light clear, label LED 24 V, screw terminal, B=Pushbutton green, label: I, 1 NO, screw terminal, A=Pushbutton red, label: O, 1 NC, screw terminal, floor mounting, 1xM20 each on top and bottom, Labels enclosed

product brand name	SIRIUS ACT
product designation	Enclosures
product type designation	3SU1
equipment of commanding and signaling device	A = Pushbutton / B = Pushbutton / C = Indicator light
manufacturer's article number	<ul style="list-style-type: none"> • of supplied contact module at the command point A 1 3SU1400-2AA10-1CA0 • of supplied contact module at the command point B 2 3SU1400-2AA10-1BA0 • of supplied LED module at the command point C 3SU1401-2BB60-1AA0 • of the supplied holder at the command point A 3SU1500-0AA10-0AA0 • of the supplied holder at the command point B 3SU1500-0AA10-0AA0 • of the supplied holder at the command point C 3SU1500-0AA10-0AA0 • of the supplied actuator at the command point A 3SU1000-0AB20-0AA0 • of the supplied actuator at the command point B 3SU1000-0AB40-0AA0 • of the supplied actuator at the command point C 3SU1001-6AA60-0AA0 • of supplied empty enclosure 3SU1803-0AA00-0AB1 • of the supplied accessories at the command point A 3SU1900-0AF16-0QA0 • of the supplied accessories at the command point B 3SU1900-0AF16-0QB0 • of the supplied accessories at the command point C 3SU1900-0AF16-0AA0
Enclosure	
design of the housing	with recess for label
shape of the enclosure front	rectangular
material of the enclosure	plastic
number of command points	3
product component	
• EMERGENCY STOP device	No
• protective collar	No
color of the enclosure top part	grey
delivery state	
• as a kit	No
• pre-wired on strip terminal	No
fastening method of the enclosure	Vertical
Actuator	
design of the actuating element	Pushbutton / pushbutton / indicator light
suitability for use EMERGENCY OFF switch	No
product feature lockout	No
product extension optional light source	Yes
color of the actuating element	A = red / B = green / C = clear
material of the actuating element	plastic
shape of the actuating element	round

number of contact modules	2
type of unlocking device	A = none / B = none / C = none
Front ring	
product component front ring	Yes
design of the front ring	Standard
material of the front ring	plastic
color of the front ring	black
Holder	
material of the holder	Plastic
Display	
number of LED modules	1
General technical data	
product function	
• positive opening	Yes
• EMERGENCY OFF function	No
• EMERGENCY STOP function	No
protection class IP	IP66, IP67, IP69(IP69K)
degree of protection NEMA rating	1, 2, 3, 3R, 4, 4X, 12K, 13
shock resistance	
• according to IEC 60068-2-27	sinusoidal half-wave 15g / 11 ms
• for railway applications according to EN 61373	Category 1, Class B
vibration resistance	
• according to IEC 60068-2-6	10 ... 500 Hz: 5g
• for railway applications according to EN 61373	Category 1, Class B
reference code according to IEC 81346-2	S
continuous current of the C characteristic MCB	10 A; for a short-circuit current smaller than 400 A
continuous current of the quick DIAZED fuse link	10 A
continuous current of the DIAZED fuse link gG	10 A
Substance Prohibitance (Date)	10/01/2014
SVHC substance name	Lead monoxide (lead oxide) - 1317-36-8 2-methyl-1-(4-methylthiophenyl)-2-morpholinopropan-1-one - 71868-10-5
Weight	500 g
operating voltage	
• at AC	
— at 50 Hz rated value	24 ... 24 V
— at 60 Hz rated value	24 ... 24 V
• at DC rated value	24 ... 24 V
Communication/ Protocol	
design of the interface for communication	without
Auxiliary circuit	
design of the contact of auxiliary contacts	Silver alloy
number of NC contacts for auxiliary contacts	1
number of NO contacts for auxiliary contacts	1
Connections/ Terminals	
type of electrical connection of modules and accessories	Screw-type terminal
type of electrical connection on enclosure	Cable routing above and below, both 1 x M20
tightening torque of the screws in the bracket	1 ... 1.2 N·m
tightening torque of fixing screws in the enclosure cover	1.5 ... 1.7 N·m
tightening torque with screw-type terminals	0.8 ... 0.9 N·m
Lamp	
light intensity	900 ... 1 400 mcd
Ambient conditions	
ambient temperature	
• during operation	-25 ... +70 °C
• during storage	-40 ... +80 °C
environmental category during operation according to IEC 60721	3M6, 3S2, 3B2, 3K6 (with relative air humidity of 10 ... 95%, no condensation in operation permitted for all devices behind front panel)
Environmental footprint	
Environmental Product Declaration(EPD)	Yes

global warming potential [CO2 eq] total	0.787 kg
global warming potential [CO2 eq] during manufacturing	0.566 kg
global warming potential [CO2 eq] during operation	0.235 kg
global warming potential [CO2 eq] after end of life	-0.015 kg

Installation/ mounting/ dimensions

fastening method of modules and accessories	Floor mounting
height	154 mm
width	85 mm
depth	75.8 mm
shape of the installation opening	round

Accessories

number of labels	3
marking of the name plate for command devices	A = O / B = I / C = without inscription
color of the label	A = black / B = black / C = black
number of inscription plates	0

Approvals Certificates

General Product Approval



Test Certificates

Maritime application

[Special Test Certificate](#)

[Type Test Certificates/Test Report](#)



other

Environment



[Confirmation](#)



Siemens EcoTech



[Environmental Confirmations](#)

Further information

Information on the packaging

<https://support.industry.siemens.com/cs/ww/en/view/109813875>

Information for data generation and storage

<https://support.industry.siemens.com/cs/ww/en/view/109995012>

Information- and Downloadcenter (Catalogs, Brochures,...)

<https://www.siemens.com/ic10>

Industry Mall (Online ordering system)

<https://mall.industry.siemens.com/mall/en/en/Catalog/product?mlfb=3SU1803-0AB00-2AB1>

Cax online generator

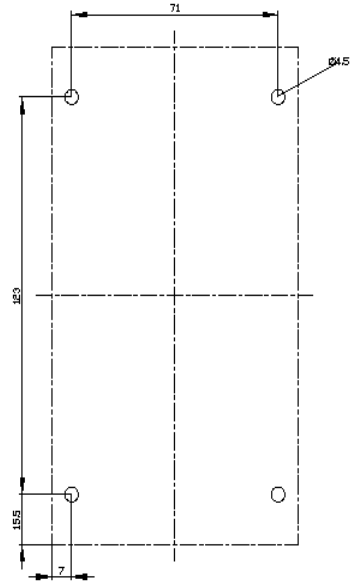
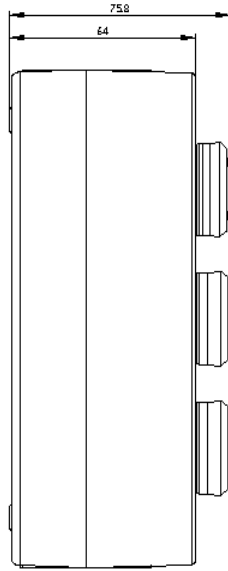
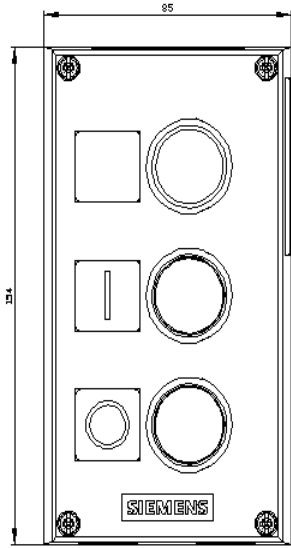
<https://support.automation.siemens.com/WW/CAXorder/default.aspx?lang=en&mlfb=3SU1803-0AB00-2AB1>

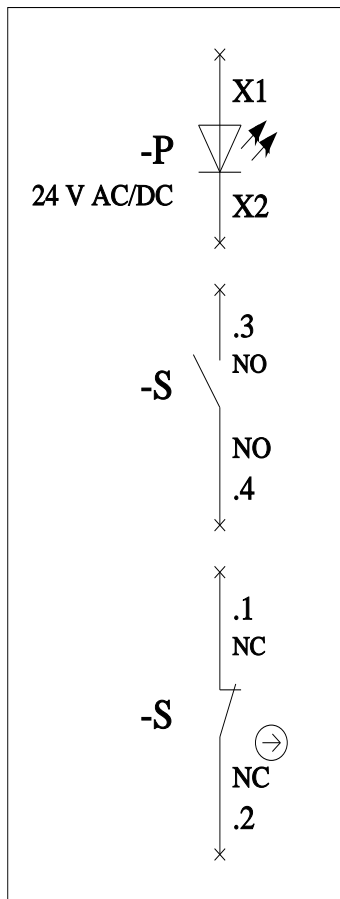
Service&Support (Manuals, Certificates, Characteristics, FAQs,...)

<https://support.industry.siemens.com/cs/ww/en/ps/3SU1803-0AB00-2AB1>

Image database (product images, 2D dimension drawings, 3D models, device circuit diagrams, EPLAN macros, ...)

https://www.automation.siemens.com/bilddb/cax_de.aspx?mlfb=3SU1803-0AB00-2AB1&lang=en





last modified:

7/10/2025 