



Enclosure for command devices, 22 mm, round, Enclosure material plastic, enclosure top part grey, 3 control points plastic, C=Pushbutton black,Label: II, 1 NO, screw terminal, B=Pushbutton black, Label: I, 1 NO, screw terminal, A=Pushbutton red, label: O, 1 NC, screw terminal, floor mounting, 1xM20 each on top and bottom, Labels enclosed

<b>product brand name</b>	SIRIUS ACT
<b>product designation</b>	Enclosures
<b>product type designation</b>	3SU1
<b>equipment of commanding and signaling device</b>	A = Pushbutton / B = Pushbutton / C = Pushbutton
<b>manufacturer's article number</b>	<ul style="list-style-type: none"> <li>• of supplied contact module at the command point A 1 <a href="#">3SU1400-2AA10-1CA0</a></li> <li>• of supplied contact module at the command point B 2 <a href="#">3SU1400-2AA10-1BA0</a></li> <li>• of supplied contact module at the command point C 2 <a href="#">3SU1400-2AA10-1BA0</a></li> <li>• of the supplied holder at the command point A <a href="#">3SU1500-0AA10-0AA0</a></li> <li>• of the supplied holder at the command point B <a href="#">3SU1500-0AA10-0AA0</a></li> <li>• of the supplied holder at the command point C <a href="#">3SU1500-0AA10-0AA0</a></li> <li>• of the supplied actuator at the command point A <a href="#">3SU1000-0AB20-0AA0</a></li> <li>• of the supplied actuator at the command point B <a href="#">3SU1000-0AB10-0AA0</a></li> <li>• of the supplied actuator at the command point C <a href="#">3SU1000-0AB10-0AA0</a></li> <li>• of supplied empty enclosure <a href="#">3SU1803-0AA00-0AB1</a></li> <li>• of the supplied accessories at the command point A <a href="#">3SU1900-0AF16-0QA0</a></li> <li>• of the supplied accessories at the command point B <a href="#">3SU1900-0AF16-0QB0</a></li> <li>• of the supplied accessories at the command point C <a href="#">3SU1900-0AF16-0QC0</a></li> </ul>
<b>Enclosure</b>	
<b>design of the housing</b>	with recess for label
<b>shape of the enclosure front</b>	rectangular
<b>material of the enclosure</b>	plastic
<b>number of command points</b>	3
<b>product component</b>	
• EMERGENCY STOP device	No
• protective collar	No
color of the enclosure top part	grey
<b>delivery state</b>	
• as a kit	No
• pre-wired on strip terminal	No
<b>fastening method of the enclosure</b>	Vertical
<b>Actuator</b>	
<b>design of the actuating element</b>	Pushbutton / pushbutton / pushbutton
suitability for use EMERGENCY OFF switch	No
product feature lockout	No
product extension optional light source	No
color of the actuating element	A = red / B = black / C = black
<b>material of the actuating element</b>	plastic
<b>shape of the actuating element</b>	round

number of contact modules	3
type of unlocking device	A = none / B = none / C = none
<b>Front ring</b>	
product component front ring	Yes
design of the front ring	Standard
material of the front ring	plastic
color of the front ring	black
<b>Holder</b>	
material of the holder	Plastic
<b>Display</b>	
number of LED modules	0
<b>General technical data</b>	
<b>product function</b>	
• positive opening	Yes
• EMERGENCY OFF function	No
• EMERGENCY STOP function	No
<b>protection class IP</b>	IP66, IP67, IP69(IP69K)
<b>degree of protection NEMA rating</b>	1, 2, 3, 3R, 4, 4X, 12K, 13
<b>shock resistance</b>	
• according to IEC 60068-2-27	sinusoidal half-wave 15g / 11 ms
• for railway applications according to EN 61373	Category 1, Class B
<b>vibration resistance</b>	
• according to IEC 60068-2-6	10 ... 500 Hz: 5g
• for railway applications according to EN 61373	Category 1, Class B
<b>reference code according to IEC 81346-2</b>	S
<b>continuous current of the C characteristic MCB</b>	10 A; for a short-circuit current smaller than 400 A
<b>continuous current of the quick DIAZED fuse link</b>	10 A
<b>continuous current of the DIAZED fuse link gG</b>	10 A
<b>Substance Prohibition (Date)</b>	10/01/2014
<b>Weight</b>	500 g
<b>operating voltage</b>	
• at AC	
— at 50 Hz rated value	5 ... 500 V
— at 60 Hz rated value	5 ... 500 V
• at DC rated value	5 ... 500 V
<b>Communication/ Protocol</b>	
design of the interface for communication	without
<b>Auxiliary circuit</b>	
<b>design of the contact of auxiliary contacts</b>	Silver alloy
<b>number of NC contacts for auxiliary contacts</b>	1
<b>number of NO contacts for auxiliary contacts</b>	2
<b>Connections/ Terminals</b>	
type of electrical connection of modules and accessories	Screw-type terminal
<b>type of electrical connection on enclosure</b>	Cable routing above and below, both 1 x M20
<b>tightening torque of the screws in the bracket</b>	1 ... 1.2 N·m
<b>tightening torque of fixing screws in the enclosure cover</b>	1.5 ... 1.7 N·m
tightening torque with screw-type terminals	0.8 ... 0.9 N·m
<b>Ambient conditions</b>	
<b>ambient temperature</b>	
• during operation	-25 ... +70 °C
• during storage	-40 ... +80 °C
environmental category during operation according to IEC 60721	3M6, 3S2, 3B2, 3C3, 3K6 (with relative air humidity of 10 ... 95%, no condensation in operation permitted for all devices behind front panel)
<b>Environmental footprint</b>	
Environmental Product Declaration (EPD)	Yes
global warming potential [CO2 eq] total	0.787 kg
global warming potential [CO2 eq] during manufacturing	0.566 kg
global warming potential [CO2 eq] during operation	0.235 kg
global warming potential [CO2 eq] after end of life	-0.015 kg

Installation/ mounting/ dimensions	
fastening method of modules and accessories	Floor mounting
height	154 mm
width	85 mm
depth	75 mm
shape of the installation opening	round

Accessories	
number of labels	3
marking of the name plate for command devices	A = O / B = I / C = II
color of the label	A = black / B = black / C = black
number of inscription plates	0

### Approvals Certificates

#### General Product Approval



#### Test Certificates

#### Maritime application

[Special Test Certificate](#)

[Type Test Certificates/Test Report](#)



#### other

#### Environment



[Confirmation](#)



Siemens EcoTech



[Environmental Confirmations](#)

### Further information

#### Information on the packaging

<https://support.industry.siemens.com/cs/ww/en/view/109813875>

#### Information for data generation and storage

<https://support.industry.siemens.com/cs/ww/en/view/109995012>

#### Information- and Downloadcenter (Catalogs, Brochures,...)

<https://www.siemens.com/ic10>

#### Industry Mall (Online ordering system)

<https://mall.industry.siemens.com/mall/en/en/Catalog/product?mlfb=3SU1803-0AD00-2AB1>

#### Cax online generator

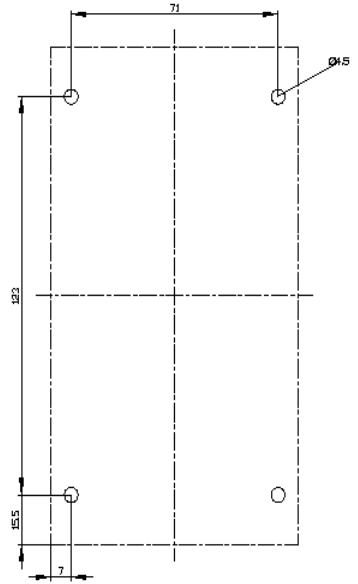
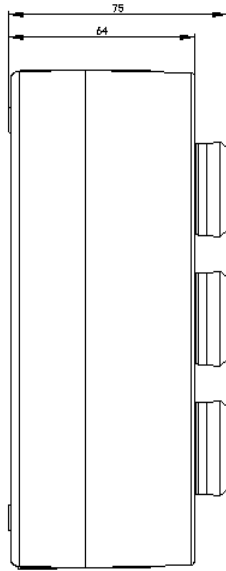
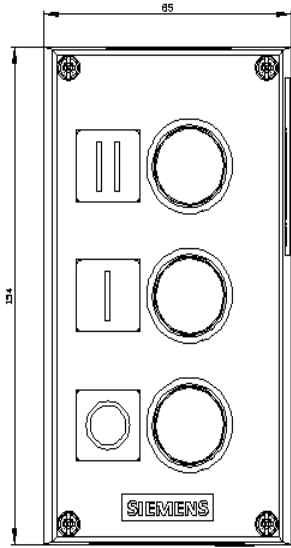
<https://support.automation.siemens.com/WW/CAXorder/default.aspx?lang=en&mlfb=3SU1803-0AD00-2AB1>

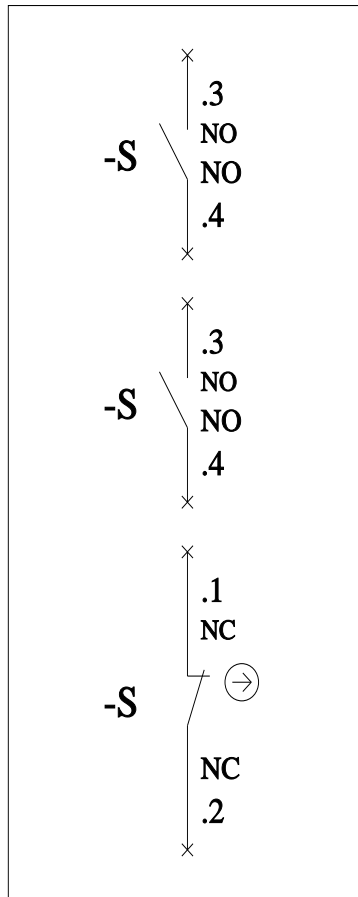
#### Service&Support (Manuals, Certificates, Characteristics, FAQs,...)

<https://support.industry.siemens.com/cs/ww/en/ps/3SU1803-0AD00-2AB1>

#### Image database (product images, 2D dimension drawings, 3D models, device circuit diagrams, EPLAN macros, ...)

[https://www.automation.siemens.com/bilddb/cax\\_de.aspx?mlfb=3SU1803-0AD00-2AB1&lang=en](https://www.automation.siemens.com/bilddb/cax_de.aspx?mlfb=3SU1803-0AD00-2AB1&lang=en)





last modified:

7/10/2025