



Enclosure for command devices, 22 mm, round, Enclosure material metal, enclosure top part gray, 3 control points metal, C=Pushbutton black,Label: II, 1 NO, screw terminal, B=pushbutton black,Label I, 1 NO, screw terminal, A=Pushbutton red, label: O, 1 NC, screw terminal, floor mounting, 1xM20 each on top and bottom, Labels enclosed

product brand name	SIRIUS ACT
product designation	Enclosures
product type designation	3SU1
equipment of commanding and signaling device	A = Pushbutton / B = Pushbutton / C = Pushbutton
manufacturer's article number	<ul style="list-style-type: none"> • of supplied contact module at the command point A 1 3SU1400-2AA10-1CA0 • of supplied contact module at the command point B 2 3SU1400-2AA10-1BA0 • of supplied contact module at the command point C 2 3SU1400-2AA10-1BA0 • of the supplied holder at the command point A 3SU1550-0AA10-0AA0 • of the supplied holder at the command point B 3SU1550-0AA10-0AA0 • of the supplied holder at the command point C 3SU1550-0AA10-0AA0 • of the supplied actuator at the command point A 3SU1050-0AB20-0AA0 • of the supplied actuator at the command point B 3SU1050-0AB10-0AA0 • of the supplied actuator at the command point C 3SU1050-0AB10-0AA0 • of supplied empty enclosure 3SU1853-0AA00-0AB1 • of the supplied accessories at the command point A 3SU1900-0AF16-0QA0 • of the supplied accessories at the command point B 3SU1900-0AF16-0QB0 • of the supplied accessories at the command point C 3SU1900-0AF16-0QC0
Enclosure	
design of the housing	with recess for label
shape of the enclosure front	rectangular
material of the enclosure	metal
number of command points	3
product component	
• EMERGENCY STOP device	No
• protective collar	No
color of the enclosure top part	grey
delivery state	
• as a kit	No
• pre-wired on strip terminal	No
fastening method of the enclosure	Vertical
Actuator	
design of the actuating element	Pushbutton / pushbutton / pushbutton
suitability for use EMERGENCY OFF switch	No
product feature lockout	No
product extension optional light source	No
color of the actuating element	A = red / B = black / C = black
material of the actuating element	metal
shape of the actuating element	round

number of contact modules	3
type of unlocking device	A = none / B = none / C = none
Front ring	
product component front ring	Yes
design of the front ring	Standard
material of the front ring	Metal, high gloss
color of the front ring	silver
Holder	
material of the holder	Plastic
Display	
number of LED modules	0
General technical data	
product function	
• positive opening	Yes
• EMERGENCY OFF function	No
• EMERGENCY STOP function	No
protection class IP	IP66, IP67, IP69(IP69K)
degree of protection NEMA rating	1, 2, 3, 3R, 4, 4X, 12, 13
shock resistance	
• according to IEC 60068-2-27	sinusoidal half-wave 15g / 11 ms
vibration resistance	
• according to IEC 60068-2-6	10 ... 500 Hz: 5g
reference code according to IEC 81346-2	S
continuous current of the C characteristic MCB	10 A; for a short-circuit current smaller than 400 A
continuous current of the quick DIAZED fuse link	10 A
continuous current of the DIAZED fuse link gG	10 A
Substance Prohibitance (Date)	10/01/2014
SVHC substance name	Lead - 7439-92-1
Weight	874 g
operating voltage	
• at AC	
— at 50 Hz rated value	5 ... 500 V
— at 60 Hz rated value	5 ... 500 V
• at DC rated value	5 ... 500 V
Communication/ Protocol	
design of the interface for communication	without
Auxiliary circuit	
design of the contact of auxiliary contacts	Silver alloy
number of NC contacts for auxiliary contacts	1
number of NO contacts for auxiliary contacts	2
Connections/ Terminals	
type of electrical connection of modules and accessories	Screw-type terminal
type of electrical connection on enclosure	Cable routing above and below, both 1 x M20
tightening torque of the screws in the bracket	1 ... 1.2 N·m
tightening torque of fixing screws in the enclosure cover	1.5 ... 1.7 N·m
tightening torque with screw-type terminals	0.8 ... 0.9 N·m
Ambient conditions	
ambient temperature	
• during operation	-25 ... +70 °C
• during storage	-40 ... +80 °C
environmental category during operation according to IEC 60721	3M6, 3S2, 3B2, 3C3, 3K6 (with relative air humidity of 10 ... 95%, no condensation in operation permitted for all devices behind front panel)
Environmental footprint	
Environmental Product Declaration (EPD)	Yes
global warming potential [CO2 eq] total	0.593 kg
global warming potential [CO2 eq] during manufacturing	0.625 kg
global warming potential [CO2 eq] during operation	0.235 kg
global warming potential [CO2 eq] after end of life	-0.267 kg
Installation/ mounting/ dimensions	

fastening method of modules and accessories	Floor mounting
height	158.4 mm
width	85 mm
depth	75 mm
shape of the installation opening	round

Accessories

number of labels	3
marking of the name plate for command devices	A = O / B = I / C = II
color of the label	A = black / B = black / C = black
number of inscription plates	0

Approvals Certificates

General Product Approval



Test Certificates

Maritime application

[Type Test Certificates/Test Report](#)

[Special Test Certificate](#)



other

Environment



[Confirmation](#)



Siemens EcoTech



[Environmental Confirmations](#)

Further information

Information on the packaging

<https://support.industry.siemens.com/cs/ww/en/view/109813875>

Information for data generation and storage

<https://support.industry.siemens.com/cs/ww/en/view/109995012>

Information- and Downloadcenter (Catalogs, Brochures,...)

<https://www.siemens.com/ic10>

Industry Mall (Online ordering system)

<https://mall.industry.siemens.com/mall/en/en/Catalog/product?mlfb=3SU1853-0AD00-2AB1>

Cax online generator

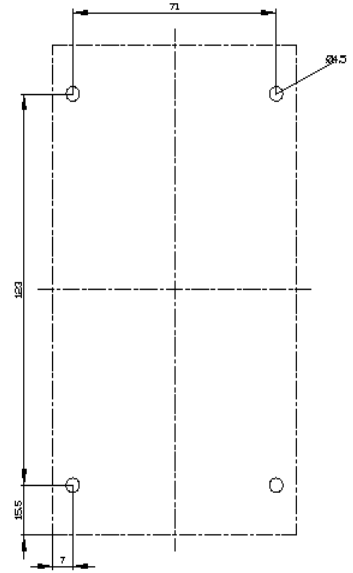
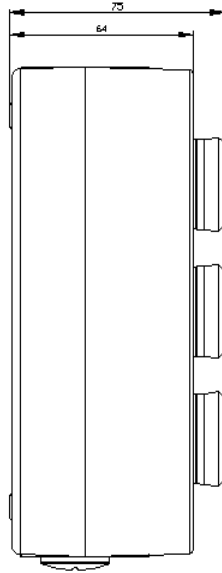
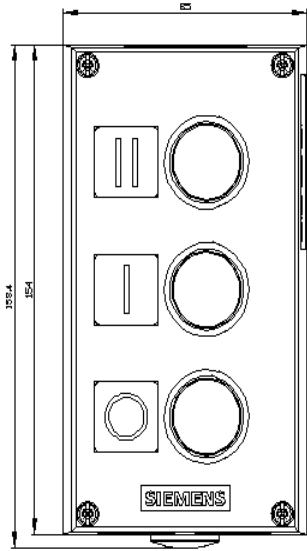
<https://support.automation.siemens.com/WW/CAXorder/default.aspx?lang=en&mlfb=3SU1853-0AD00-2AB1>

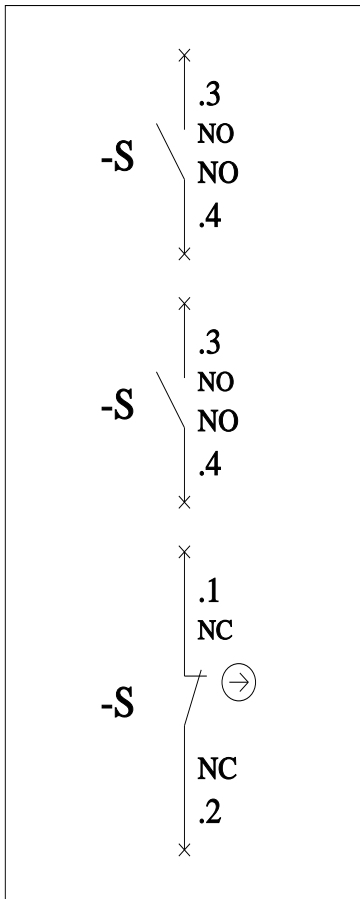
Service&Support (Manuals, Certificates, Characteristics, FAQs,...)

<https://support.industry.siemens.com/cs/ww/en/ps/3SU1853-0AD00-2AB1>

Image database (product images, 2D dimension drawings, 3D models, device circuit diagrams, EPLAN macros, ...)

https://www.automation.siemens.com/bilddb/cax_de.aspx?mlfb=3SU1853-0AD00-2AB1&lang=en





last modified:

7/10/2025