

contactor, DC-3/DC-5, 220 A, 2-pole, 220 V AC, 50 Hz / 264 V AC, 60 Hz, auxiliary contacts: 2 NO + 2 NC, connecting bar, frame size 8

<b>product designation</b>	Contactor
<b>product type designation</b>	3TC
<b>General technical data</b>	
<b>size of contactor</b>	8
<b>product extension</b>	
• function module for communication	No
• auxiliary switch	Yes
<b>insulation voltage rated value</b>	1 000 V
maximum permissible voltage for protective separation between coil and main contacts according to EN 60947-1	660 V
<b>shock resistance at rectangular impulse</b>	
• at AC	12g / 5 ms, 5,5g / 10 ms
<b>mechanical service life (operating cycles)</b>	
• of contactor typical	10 000 000
• of the contactor with added auxiliary switch block typical	10 000 000
<b>reference code according to IEC 81346-2</b>	Q
<b>Substance Prohibitance (Date)</b>	03/01/2017
<b>SVHC substance name</b>	Lead - 7439-92-1
<b>Weight</b>	6.961 kg
<b>Ambient conditions</b>	
<b>ambient temperature</b>	
• during operation	-25 ... +55 °C
• during storage	-50 ... +80 °C
<b>relative humidity minimum</b>	10 %
<b>relative humidity at 55 °C according to IEC 60068-2-30 maximum</b>	95 %
<b>Main circuit</b>	
<b>number of poles</b>	2
<b>number of poles for main current circuit</b>	2
<b>number of NO contacts for main contacts</b>	2
<b>number of NC contacts for main contacts</b>	0
<b>type of voltage</b>	DC
<b>operational current</b>	
• at 1 current path at DC-1	
— at 24 V rated value	220 A
— at 110 V rated value	220 A
— at 220 V rated value	220 A
• with 2 current paths in series at DC-1	
— at 24 V rated value	220 A

— at 110 V rated value	220 A
— at 220 V rated value	220 A
— at 440 V rated value	220 A
— at 600 V rated value	220 A
— at 750 V rated value	220 A
● at DC-3 at DC-5	
— at 220 V rated value	220 A
— at 600 V rated value	220 A
— at 750 V rated value	170 A
● at 1 current path at DC-3 at DC-5	
— at 24 V rated value	220 A
— at 110 V rated value	220 A
— at 220 V rated value	220 A
● with 2 current paths in series at DC-3 at DC-5	
— at 24 V rated value	220 A
— at 110 V rated value	220 A
— at 220 V rated value	220 A
— at 440 V rated value	220 A
— at 600 V rated value	220 A
— at 750 V rated value	170 A
<b>operating power</b>	
● at DC-1	
— at 110 V rated value	24 kW
— at 220 V rated value	48 kW
— at 440 V rated value	97 kW
— at 750 V rated value	165 kW
● at DC-3 at DC-5	
— at 110 V rated value	20 kW
— at 220 V rated value	41 kW
— at 440 V rated value	82 kW
— at 600 V rated value	110 kW
— at 750 V rated value	110 kW
<b>operating frequency</b>	
● at DC-1 maximum	1 000 1/h
● at DC-3 maximum	600 1/h
● at DC-5 maximum	600 1/h
<b>Control circuit/ Control</b>	
<b>type of voltage of the control supply voltage</b>	AC
<b>control supply voltage at AC</b>	
● at 50 Hz rated value	220 V
● at 60 Hz rated value	264 V
<b>operating range factor control supply voltage rated value of magnet coil at AC</b>	
● at 50 Hz	0.8 ... 1.1
<b>apparent pick-up power of magnet coil at AC</b>	640 VA
● at 50 Hz	640 VA
● at 60 Hz	730 VA
<b>inductive power factor with closing power of the coil</b>	0.48
● at 50 Hz	0.48
● at 60 Hz	0.38
<b>apparent holding power of magnet coil at AC</b>	46 VA
● at 50 Hz	46 VA
● at 60 Hz	56 VA
<b>inductive power factor with the holding power of the coil</b>	0.23
● at 50 Hz	0.23
● at 60 Hz	0.24
<b>arcing time</b>	20 ... 30 ms
<b>Auxiliary circuit</b>	
<b>number of NC contacts for auxiliary contacts</b>	2

• instantaneous contact	2
<b>number of NO contacts for auxiliary contacts</b>	2
• instantaneous contact	2
number of CO contacts for auxiliary contacts	0
<b>identification number and letter for switching elements</b>	22
operational current at AC-12 maximum	10 A
<b>operational current at AC-15</b>	
• at 230 V rated value	5.6 A
• at 400 V rated value	3.6 A
• at 500 V rated value	2.5 A
<b>operational current at DC-12</b>	
• at 24 V rated value	10 A
• at 48 V rated value	10 A
• at 60 V rated value	10 A
• at 110 V rated value	8 A
• at 125 V rated value	6 A
• at 220 V rated value	2 A
• at 600 V rated value	0.4 A
<b>operational current at DC-13</b>	
• at 24 V rated value	10 A
• at 48 V rated value	5 A
• at 60 V rated value	5 A
• at 110 V rated value	2.4 A
• at 125 V rated value	2.1 A
• at 220 V rated value	1.1 A
• at 600 V rated value	0.21 A
<b>UL/CSA ratings</b>	
<b>contact rating of auxiliary contacts according to UL</b>	A600 / P600
<b>Short-circuit protection</b>	
<b>design of the fuse link</b>	
• for short-circuit protection of the main circuit	
— with type of coordination 1 required	3NE1332-4D (400 A) (750 V, 6 kA)
— with type of coordination 2 required	3NE1332-4D (400 A) (750 V, 6 kA)
• for short-circuit protection of the auxiliary switch required	gG: 16 A (500 V, 1 kA)
<b>Installation/ mounting/ dimensions</b>	
<b>mounting position</b>	+/-22,5° rotation possible on vertical mounting surface; can be tilted forward and backward by +/- 22.5° on vertical mounting surface
fastening method side-by-side mounting	Yes
<b>fastening method</b>	screw fixing
<b>height</b>	240 mm
<b>width</b>	135 mm
<b>depth</b>	204 mm
<b>required spacing</b>	
• with side-by-side mounting	
— forwards	20 mm
— backwards	0 mm
— upwards	10 mm
— downwards	10 mm
— at the side	10 mm
• for grounded parts	
— forwards	70 mm
— backwards	0 mm
— upwards	10 mm
— at the side	10 mm
— downwards	10 mm
• for live parts	
— forwards	70 mm
— backwards	0 mm
— upwards	10 mm

— downwards	10 mm
— at the side	10 mm

### Connections/ Terminals

<b>type of electrical connection</b>	screw terminal
• for main current circuit	screw-type terminals
• for auxiliary and control circuit	screw-type terminals
<b>type of connectable conductor cross-sections</b>	
• for auxiliary contacts	
— solid or stranded	2x (1 ... 2.5 mm <sup>2</sup> )
— finely stranded with core end processing	2x (0.75 ... 1.5 mm <sup>2</sup> )

### Safety related data

product function mirror contact according to IEC 60947-4-1	Yes
Electrical Safety	
<b>protection class IP on the front according to IEC 60529</b>	IP00; IP20 with box terminal/cover
<b>touch protection on the front according to IEC 60529</b>	finger-safe, for vertical contact from the front with cover

### Approvals Certificates

General Product Approval	Functional Safety
--------------------------	-------------------



[Type Examination Certificate](#)

Test Certificates	other	Railway
-------------------	-------	---------

[Miscellaneous](#)

[Special Test Certificate](#)

[Type Test Certificates/Test Report](#)



[Confirmation](#)

[Confirmation](#)

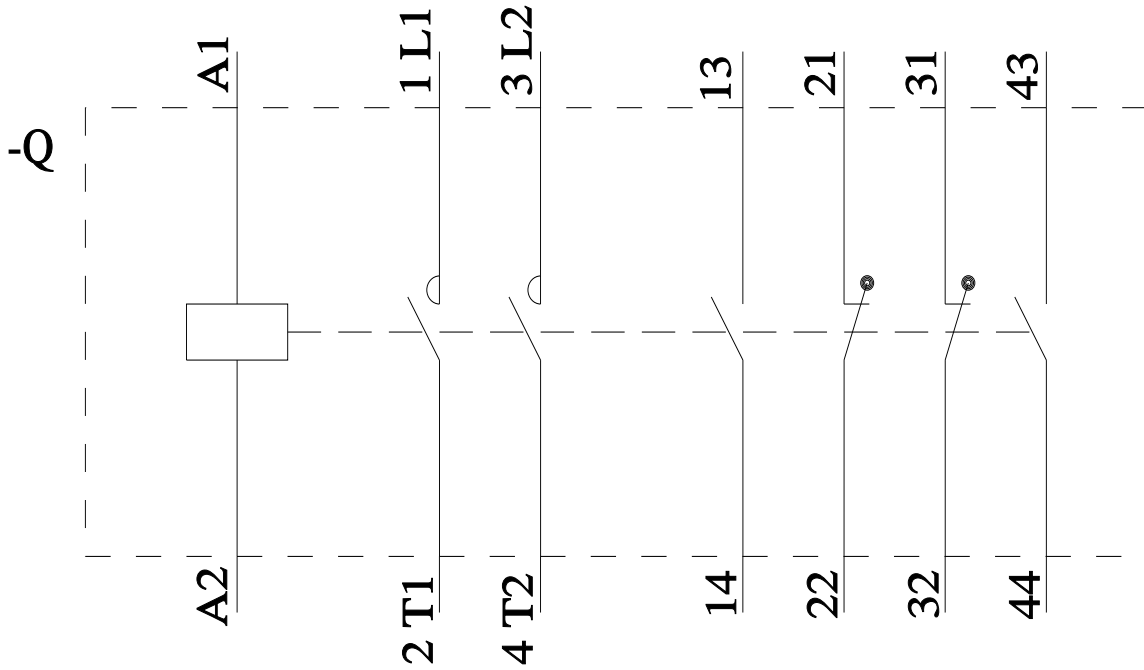
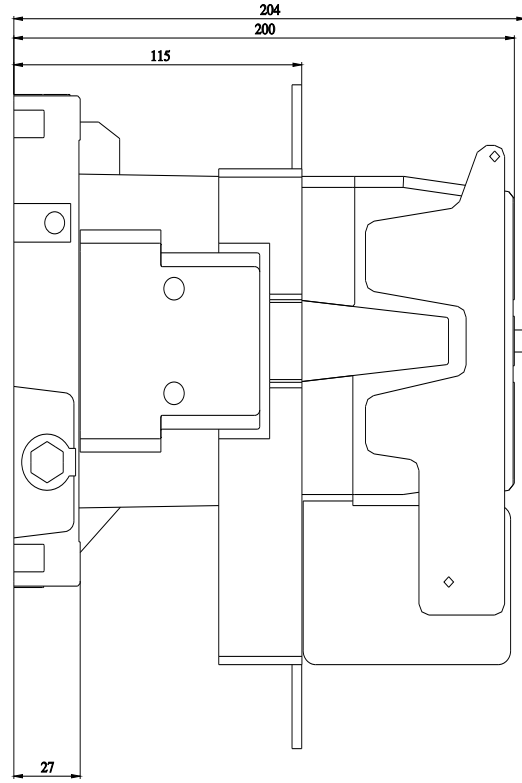
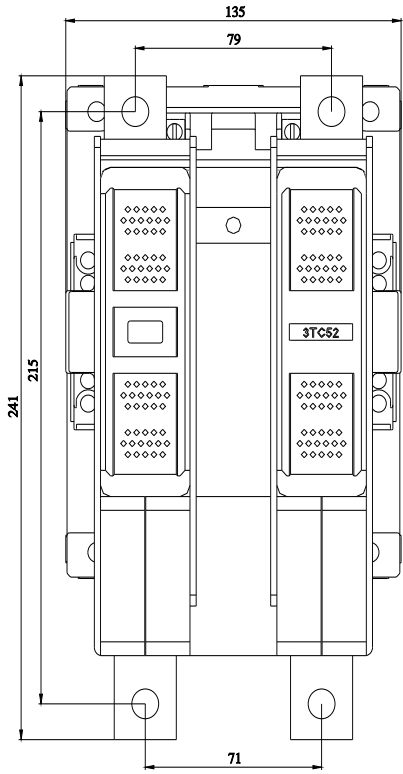
Dangerous goods	Environment
-----------------	-------------

[Transport Information](#)

[Environmental Confirmations](#)

### Further information

- Information on the packaging  
<https://support.industry.siemens.com/cs/ww/en/view/109813875>
- Information for data generation and storage  
<https://support.industry.siemens.com/cs/ww/en/view/109995012>
- Information- and Downloadcenter (Catalogs, Brochures,...)  
<https://www.siemens.com/ic10>
- Industry Mall (Online ordering system)  
<https://mall.industry.siemens.com/mall/en/en/Catalog/product?mlfb=3TC5217-0BM0>
- Cax online generator  
<https://support.automation.siemens.com/WW/CAXorder/default.aspx?lang=en&mlfb=3TC5217-0BM0>
- Service&Support (Manuals, Certificates, Characteristics, FAQs,...)  
<https://support.industry.siemens.com/cs/ww/en/ps/3TC5217-0BM0>
- Image database (product images, 2D dimension drawings, 3D models, device circuit diagrams, EPLAN macros, ...)  
[https://www.automation.siemens.com/bilddb/cax\\_de.aspx?mlfb=3TC5217-0BM0&lang=en](https://www.automation.siemens.com/bilddb/cax_de.aspx?mlfb=3TC5217-0BM0&lang=en)
- Characteristic: Tripping characteristics, I<sub>t</sub>, Let-through current  
<https://support.industry.siemens.com/cs/ww/en/ps/3TC5217-0BM0/char>
- Further characteristics (e.g. electrical endurance, switching frequency)  
<https://www.automation.siemens.com/bilddb/index.aspx?view=Search&mlfb=3TC5217-0BM0&objecttype=14&gridview=view1>



last modified:

4/2/2025

