





Figure similar

power relay, AC-3, 8.4 A, 4 kW / 400 V, 3-pole, 230 V AC, 45-450 Hz, wired with 68 nF, auxiliary contacts: 1 NO, screw terminal


consumed active power	4 W
reference code according to IEC 81346-2	K
Substance Prohibitance (Date)	07/01/2006
Weight	0.159 kg
ambient temperature during operation	-25 ... +55 °C
number of poles	4
number of NO contacts for main contacts	3
number of NC contacts for main contacts	0
type of voltage	AC
operational current	
• at AC-1 at 400 V rated value	20 A
• at AC-3 at 400 V rated value	8.4 A
• at AC-3e at 400 V rated value	6.4 A
operating power	
• at AC-3 at 400 V rated value	4 kW
• at AC-3e at 400 V rated value	3 kW
control supply voltage at AC	
• at 50 Hz rated value	230 V
• at 60 Hz rated value	230 V
supply voltage frequency for auxiliary and control circuit rated value	45 ... 450 Hz
number of NC contacts for auxiliary contacts	0
number of NO contacts for auxiliary contacts	1
number of CO contacts for auxiliary contacts	0
fastening method side-by-side mounting	Yes
fastening method	screw and snap-on mounting onto 35 mm DIN rail
height	62 mm
width	36 mm
depth	60 mm
type of electrical connection	
• for main current circuit	screw-type terminals
• for auxiliary and control circuit	screw-type terminals
Safety related data	
product function suitable for safety function	Yes
service life maximum	20 a
proportion of dangerous failures	
• with low demand rate according to SN 31920	40 %
• with high demand rate according to SN 31920	73 %

B10 value with high demand rate according to SN 31920	400 000
failure rate [FIT] with low demand rate according to SN 31920	100 1/s
ISO 13849	
device type according to ISO 13849-1	3
overdimensioning according to ISO 13849-2 necessary	Yes
IEC 61508	
safety device type according to IEC 61508-2	Type A
Electrical Safety	
protection class IP on the front according to IEC 60529	IP00

Approvals Certificates

General Product Approval	Test Certificates
    	Special Test Certificate

other

Miscellaneous		Confirmation	Confirmation	Environmental Confirmations
-------------------------------	---	------------------------------	------------------------------	---

Further information

- Information on the packaging
<https://support.industry.siemens.com/cs/ww/en/view/109813875>
- Information for data generation and storage
<https://support.industry.siemens.com/cs/ww/en/view/109995012>
- Information- and Downloadcenter (Catalogs, Brochures,...)
<https://www.siemens.com/ic10>
- Industry Mall (Online ordering system)
<https://mall.industry.siemens.com/mall/en/en/Catalog/product?mlfb=3TG1010-0AM2>
- Cax online generator
<https://support.automation.siemens.com/WW/CAXorder/default.aspx?lang=en&mlfb=3TG1010-0AM2>
- Service&Support (Manuals, Certificates, Characteristics, FAQs,...)
<https://support.industry.siemens.com/cs/ww/en/ps/3TG1010-0AM2>
- Image database (product images, 2D dimension drawings, 3D models, device circuit diagrams, EPLAN macros, ...)
https://www.automation.siemens.com/bilddb/cax_de.aspx?mlfb=3TG1010-0AM2&lang=en
- Characteristic: Tripping characteristics, I²t, Let-through current
<https://support.industry.siemens.com/cs/ww/en/ps/3TG1010-0AM2/char>
- Further characteristics (e.g. electrical endurance, switching frequency)
<https://www.automation.siemens.com/bilddb/index.aspx?view=Search&mlfb=3TG1010-0AM2&objecttype=14&gridview=view1>

