



Figure similar

contactor relay, 80E, EN 50011, 8 NO, screw terminal DC operation 90 V-140 V DC


product designation	Auxiliary contactor
product type designation	3TH4
size of contactor	0
reference code according to IEC 81346-2	K
Substance Prohibance (Date)	03/01/2017
Weight	0.669 kg
ambient temperature during operation	-25 ... +55 °C
type of voltage of the control supply voltage	DC
control supply voltage at DC rated value	110 V
control supply voltage at DC rated value	90 ... 140 V
number of NC contacts for auxiliary contacts	0
• delayed switching	0
• lagging switching	0
• make-before-break switching	0
number of NO contacts for auxiliary contacts	8
• delayed switching	0
• leading contact	0
• make-before-break switching	0
number of CO contacts for auxiliary contacts	0
identification number and letter for switching elements	80 E
operational current at AC-15	
• at 230 V rated value	10 A
• at 400 V rated value	6 A
fastening method	screw and snap-on mounting onto 35 mm DIN rail according to DIN EN 50022
height	78 mm
width	45 mm
depth	135 mm
type of electrical connection for auxiliary and control circuit	screw-type terminals
Safety related data	
product function positively driven operation according to IEC 60947-5-1	Yes
B10 value with high demand rate according to SN 31920	1 000 000; With 0.3 x I _e
IEC 61508	
T1 value	
• for proof test interval or service life according to IEC 61508	20 a
Electrical Safety	
protection class IP on the front according to IEC 60529	IP00; IP20 with screws tightened, even for contacts not in use
Approvals Certificates	

General Product Approval



[KC](#)



Functional Safety	Test Certificates				other
Type Examination Certificate	Special Test Certificate	Miscellaneous	Type Test Certificates/Test Report	Miscellaneous	
other	Railway	Environment			
Confirmation	Special Test Certificate	Environmental Conformations			

Further information

Information on the packaging

<https://support.industry.siemens.com/cs/ww/en/view/109813875>

Information for data generation and storage

<https://support.industry.siemens.com/cs/ww/en/view/109995012>

Information- and Downloadcenter (Catalogs, Brochures,...)

<https://www.siemens.com/ic10>

Industry Mall (Online ordering system)

<https://mall.industry.siemens.com/mall/en/en/Catalog/product?mlfb=3TH4280-0BG8>

Cax online generator

<https://support.automation.siemens.com/WW/CAXorder/default.aspx?lang=en&mlfb=3TH4280-0BG8>

Service&Support (Manuals, Certificates, Characteristics, FAQs,...)

<https://support.industry.siemens.com/cs/ww/en/ps/3TH4280-0BG8>

Image database (product images, 2D dimension drawings, 3D models, device circuit diagrams, EPLAN macros, ...)

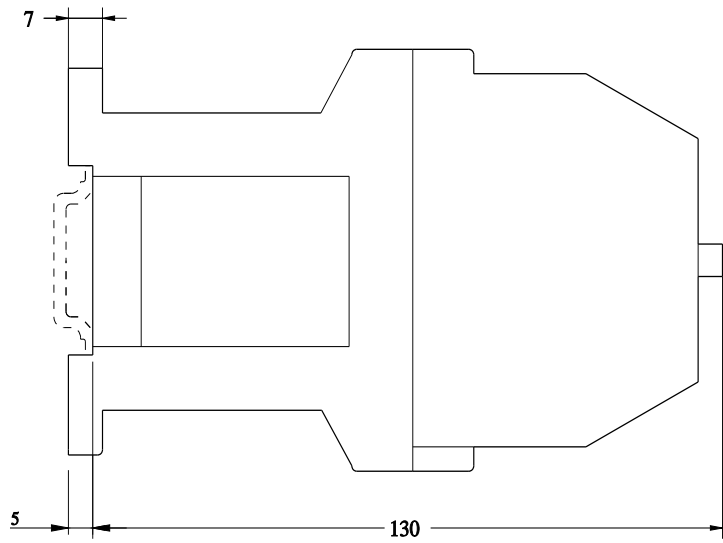
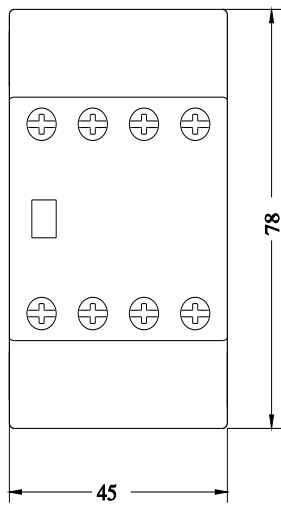
https://www.automation.siemens.com/bilddb/cax_de.aspx?mlfb=3TH4280-0BG8&lang=en

Characteristic: Tripping characteristics, I²t, Let-through current

<https://support.industry.siemens.com/cs/ww/en/ps/3TH4280-0BG8/char>

Further characteristics (e.g. electrical endurance, switching frequency)

<https://www.automation.siemens.com/bilddb/index.aspx?view=Search&mlfb=3TH4280-0BG8&objecttype=14&gridview=view1>



last modified:

4/4/2025 