












Figure similar

!!! product phase-out !!! the preferred successor is 3UG5511-1BR20 phase sequence monitoring 3 x 160...260 V, 2 changeover contacts; analog monitoring relay phase sequence monitoring 3 x 160...260 V 50...60 Hz AC 2 changeover contacts screw terminal

product brand name	SIRIUS
product designation	Line monitoring relay
design of the product	1 function
product type designation	3UG4
General technical data	
product function	Phase monitoring relay
display version LED	Yes
insulation voltage for overvoltage category III according to IEC 60664	
• with degree of pollution 3 rated value	690 V
degree of pollution	3
type of voltage	
• for monitoring	AC
surge voltage resistance rated value	6 kV
shock resistance according to IEC 60068-2-27	sinusoidal half-wave 15g / 11 ms
vibration resistance according to IEC 60068-2-6	1 ... 6 Hz: 15 mm, 6 ... 500 Hz: 2g
mechanical service life (operating cycles) typical	10 000 000
electrical endurance (operating cycles) at AC-15 at 230 V typical	100 000
thermal current of the switching element with contacts maximum	5 A
reference code according to IEC 81346-2	K
Substance Prohibitance (Date)	05/01/2012
SVHC substance name	Lead - 7439-92-1 Lead monoxide (lead oxide) - 1317-36-8 2,2',6,6'-tetrabromo-4,4'-isopropylidenediphenol - 79-94-7
Weight	0.13 kg
Product Function	
product function	
• undervoltage detection	No
• overvoltage detection	No
• phase sequence recognition	Yes
• phase failure detection	No
• asymmetry detection	No
• overvoltage detection 3 phase	No
• undervoltage detection 3 phases	No
• voltage window recognition 3 phase	No
• adjustable open/closed-circuit current principle	No
• auto-RESET	Yes
Control circuit/ Control	

type of voltage of the control supply voltage	AC
operating range factor control supply voltage rated value at AC at 50 Hz	
• initial value	1
• full-scale value	1
operating range factor control supply voltage rated value at AC at 60 Hz	
• initial value	1
• full-scale value	1
Measuring circuit	
response time maximum	450 ms
Auxiliary circuit	
number of NC contacts delayed switching	0
number of NO contacts delayed switching	0
number of CO contacts	
• for auxiliary contacts	2
• delayed switching	2
operating frequency with 3RT2 contactor maximum	5 000 1/h
Main circuit	
number of poles for main current circuit	3
ampacity of the output relay at AC-15	
• at 250 V at 50/60 Hz	3 A
• at 400 V at 50/60 Hz	3 A
ampacity of the output relay at DC-13	
• at 24 V	1 A
• at 125 V	0.2 A
• at 250 V	0.1 A
operational current at 17 V minimum	5 mA
continuous current of the DIAZED fuse link of the output relay	4 A
Electromagnetic compatibility	
conducted interference	
• due to burst according to IEC 61000-4-4	2 kV
• due to conductor-earth surge according to IEC 61000-4-5	2 kV
• due to conductor-conductor surge according to IEC 61000-4-5	1 kV
field-based interference according to IEC 61000-4-3	10 V/m
electrostatic discharge according to IEC 61000-4-2	6 kV contact discharge / 8 kV air discharge
Galvanic isolation	
galvanic isolation	
• between input and output	Yes
• between the outputs	Yes
• between the voltage supply and other circuits	Yes
Electrical Safety	
protection class IP on the front according to IEC 60529	IP20
Connections/ Terminals	
product component removable terminal for auxiliary and control circuit	Yes
type of electrical connection	screw terminal
type of connectable conductor cross-sections	
• solid	1x (0.5 ... 4.0mm ²), 2x (0.5 ... 2.5 mm ²)
• finely stranded with core end processing	1x (0.5 ... 2.5 mm ²), 2x (0.5 ... 1.5 mm ²)
• for AWG cables solid	2x (20 ... 14)
• for AWG cables stranded	2x (20 ... 14)
connectable conductor cross-section	
• solid	0.5 ... 4 mm ²
• finely stranded with core end processing	0.5 ... 2.5 mm ²
AWG number as coded connectable conductor cross section	
• solid	20 ... 14

• stranded	20 ... 14				
tightening torque with screw-type terminals	0.8 ... 1.2 N·m				
Installation/ mounting/ dimensions					
mounting position	any				
fastening method	snap-on mounting				
height	92 mm				
width	22.5 mm				
depth	91 mm				
required spacing					
• with side-by-side mounting					
— forwards	0 mm				
— backwards	0 mm				
— upwards	0 mm				
— downwards	0 mm				
— at the side	0 mm				
• for grounded parts					
— forwards	0 mm				
— backwards	0 mm				
— upwards	0 mm				
— at the side	0 mm				
— downwards	0 mm				
• for live parts					
— forwards	0 mm				
— backwards	0 mm				
— upwards	0 mm				
— downwards	0 mm				
— at the side	0 mm				
Ambient conditions					
installation altitude at height above sea level maximum	2 000 m				
ambient temperature					
• during operation	-25 ... +60 °C				
• during storage	-40 ... +85 °C				
• during transport	-40 ... +85 °C				
Environmental footprint					
Environmental Product Declaration (EPD)	Yes				
global warming potential [CO2 eq] total	16.1 kg				
global warming potential [CO2 eq] during manufacturing	3.51 kg				
global warming potential [CO2 eq] during operation	13.7 kg				
global warming potential [CO2 eq] after end of life	-1.12 kg				
Approvals Certificates					
General Product Approval					
					
EMV	Test Certificates	Maritime application			
	KC	Special Test Certificate	Type Test Certificates/Test Report		
other	Railway	Environment			



[Confirmation](#)

[Special Test Certificate](#)



[Environmental Confirmations](#)

Further information

Information on the packaging

<https://support.industry.siemens.com/cs/ww/en/view/109813875>

Information for data generation and storage

<https://support.industry.siemens.com/cs/ww/en/view/109995012>

Information- and Downloadcenter (Catalogs, Brochures,...)

<https://www.siemens.com/ic10>

Industry Mall (Online ordering system)

<https://mall.industry.siemens.com/mall/en/en/Catalog/product?mlfb=3UG4511-1BN20>

Cax online generator

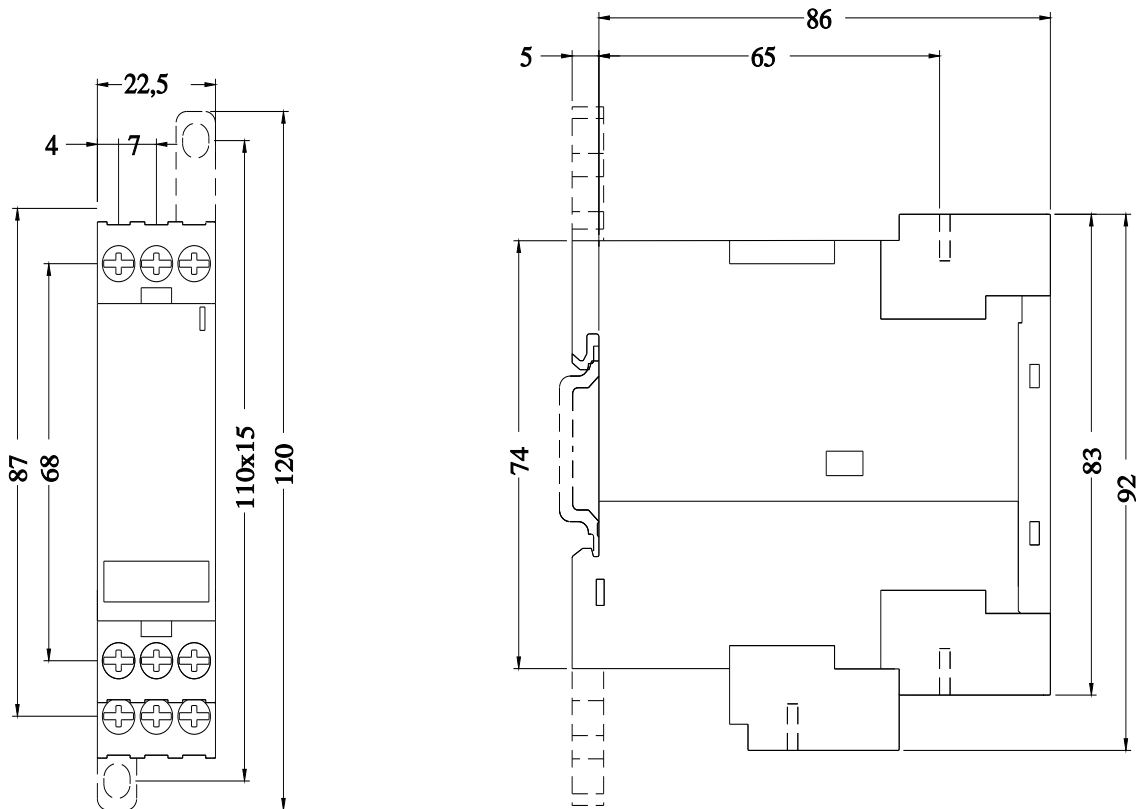
<https://support.automation.siemens.com/WW/CAXorder/default.aspx?lang=en&mlfb=3UG4511-1BN20>

Service&Support (Manuals, Certificates, Characteristics, FAQs,...)

<https://support.industry.siemens.com/cs/ww/en/ps/3UG4511-1BN20>

Image database (product images, 2D dimension drawings, 3D models, device circuit diagrams, EPLAN macros, ...)

https://www.automation.siemens.com/bilddb/cax_de.aspx?mlfb=3UG4511-1BN20&lang=en



last modified:

10/28/2025