



!!! product phase-out !!! the preferred successor is 3UG5825-1AA40 digital monitoring relay for residual current monitoring with residual-current transformer 3UL23 for IO-Link adjustment range 0.03 A to 40 A separate for warning threshold and trip value ON-delay and tripping delay 0 to 999.9 s shutdown hysteresis up to 50% warning hysteresis 5% fixed width 22.5 mm, 2 changeover contacts with or without fault buffer screw terminal

product brand name	SIRIUS
product designation	Residual current monitoring relay with digital setting
product type designation	3UG4
General technical data	
product function	for three-phase supplies
design of the display	LCD
insulation voltage	
• rated value	300 V
• for overvoltage category III according to IEC 60664 — with degree of pollution 3 rated value	300 V
degree of pollution	3
type of voltage	
• for monitoring	AC/DC
• of the control supply voltage	DC
surge voltage resistance rated value	4 kV
protection class IP	
• of the enclosure	IP20
• of the terminal	IP20
shock resistance according to IEC 60068-2-27	sinusoidal half-wave 15g / 11 ms
vibration resistance according to IEC 60068-2-6	1 ... 6 Hz: 15 mm, 6 ... 500 Hz: 2g
mechanical service life (operating cycles) typical	10 000 000
electrical endurance (operating cycles) at AC-15 at 230 V typical	100 000
thermal current of the switching element with contacts maximum	5 A
reference code according to IEC 81346-2	K
relative repeat accuracy	1 %
Substance Prohibitance (Date)	02/14/2013
Weight	0.176 kg
Product Function	
product function	
• residual current display	Yes
• error memory	Yes
• overcurrent detection 1 phase	Yes
• undercurrent detection 1 phase	No
• adjustable open/closed-circuit current principle	Yes
• external reset	Yes
• auto-RESET	No
• manual RESET	No
Control circuit/ Control	

control supply voltage at DC rated value	24 ... 24 V
operating range factor control supply voltage rated value at DC	
• initial value	0.85
• full-scale value	1.1
Measuring circuit	
type of current for monitoring	AC
measurable current	10 mA ... 43 A
measurable line frequency	16 ... 400 Hz
adjustable operating delay time	0 ... 999.9 s
adjustable current response value current	
• 1	30 mA ... 40 A
• 2	30 mA ... 40 A
adjustable response delay time	0 ... 999.9 s
adjustable response delay time when starting	0 ... 999.9 s
buffering time in the event of power failure minimum	10 ms
accuracy of digital display	+/-1 digit
Precision	
relative metering precision	5 %
temperature drift per °C	0.1 %/°C
Communication/ Protocol	
protocol is supported IO-Link protocol	Yes
IO-Link transfer rate	COM2 (38,4 kBaud)
point-to-point cycle time between master and IO-Link device minimum	10 ms
type of voltage supply via input/output link master	Yes
data volume	
• of the address range of the inputs with cyclical transfer total	4 byte
• of the address range of the outputs with cyclical transfer total	2 byte
Auxiliary circuit	
number of NC contacts for auxiliary contacts	0
number of NC contacts delayed switching	0
number of NO contacts for auxiliary contacts	0
number of NO contacts delayed switching	0
number of CO contacts	
• for auxiliary contacts	2
• delayed switching	2
operating frequency with 3RT2 contactor maximum	5 000 1/h
Main circuit	
type of voltage	DC
operating voltage rated value	24 ... 24 V
operating frequency rated value	16 ... 400 Hz
ampacity of the output relay at AC-15	
• at 250 V at 50/60 Hz	3 A
• at 400 V at 50/60 Hz	0 A
ampacity of the output relay at DC-13	
• at 24 V	1 A
• at 125 V	0.2 A
• at 250 V	0.1 A
ampacity of the semiconductor output in SIO mode	200 mA
operational current at 17 V minimum	5 mA
continuous current of the DIAZED fuse link of the output relay	4 A
Electromagnetic compatibility	
conducted interference	
• due to burst according to IEC 61000-4-4	2 kV
• due to conductor-earth surge according to IEC 61000-4-5	2 kV
• due to conductor-conductor surge according to IEC	1 kV

61000-4-5	
field-based interference according to IEC 61000-4-3	10 V/m
electrostatic discharge according to IEC 61000-4-2	4 kV contact discharge / 8 kV air discharge
Galvanic isolation	
design of the electrical isolation	galvanic isolation
galvanic isolation	
• between input and output	Yes
• between the outputs	Yes
• between the voltage supply and other circuits	No
Electrical Safety	
protection class IP on the front according to IEC 60529	IP20
Connections/ Terminals	
product component removable terminal for auxiliary and control circuit	Yes
type of electrical connection	screw terminal
type of connectable conductor cross-sections	
• solid	1x (0.5 ... 4.0mm ²), 2x (0.5 ... 2.5 mm ²)
• finely stranded with core end processing	1x (0.5 ... 2.5 mm ²), 2x (0.5 ... 1.5 mm ²)
• for AWG cables solid	2x (20 ... 14)
• for AWG cables stranded	2x (20 ... 14)
connectable conductor cross-section	
• solid	0.5 ... 4 mm ²
• finely stranded with core end processing	0.5 ... 2.5 mm ²
AWG number as coded connectable conductor cross section	
• solid	20 ... 14
• stranded	20 ... 14
tightening torque with screw-type terminals	0.8 ... 1.2 N·m
Installation/ mounting/ dimensions	
mounting position	any
fastening method	screw and snap-on mounting onto 35 mm DIN rail
height	102 mm
width	22.5 mm
depth	91 mm
required spacing	
• with side-by-side mounting	
— forwards	0 mm
— backwards	0 mm
— upwards	0 mm
— downwards	0 mm
— at the side	0 mm
• for grounded parts	
— forwards	0 mm
— backwards	0 mm
— upwards	0 mm
— at the side	0 mm
— downwards	0 mm
• for live parts	
— forwards	0 mm
— backwards	0 mm
— upwards	0 mm
— downwards	0 mm
— at the side	0 mm
Ambient conditions	
installation altitude at height above sea level maximum	2 000 m
ambient temperature	
• during operation	-25 ... +60 °C
• during storage	-40 ... +85 °C
• during transport	-40 ... +85 °C

Approvals Certificates

General Product Approval



[Manufacturer Declaration](#)



EMV	Test Certificates	Maritime application	other
	KC Special Test Certificate		
Confirmation	Special Test Certificate	Type Test Certificates/Test Report	
other	Railway	Environment	
		Environmental Confirmations	

Further information

Information on the packaging

<https://support.industry.siemens.com/cs/ww/en/view/109813875>

Information for data generation and storage

<https://support.industry.siemens.com/cs/ww/en/view/109995012>

Information- and Downloadcenter (Catalogs, Brochures,...)

<https://www.siemens.com/ic10>

Industry Mall (Online ordering system)

<https://mall.industry.siemens.com/mall/en/en/Catalog/product?mlfb=3UG4825-1CA40>

Cax online generator

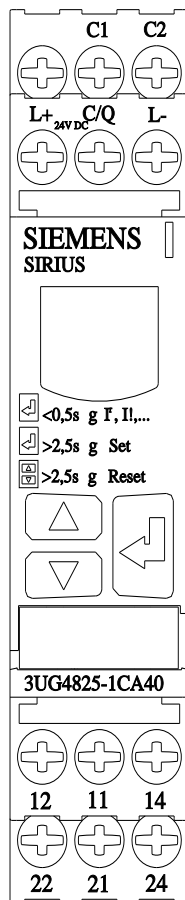
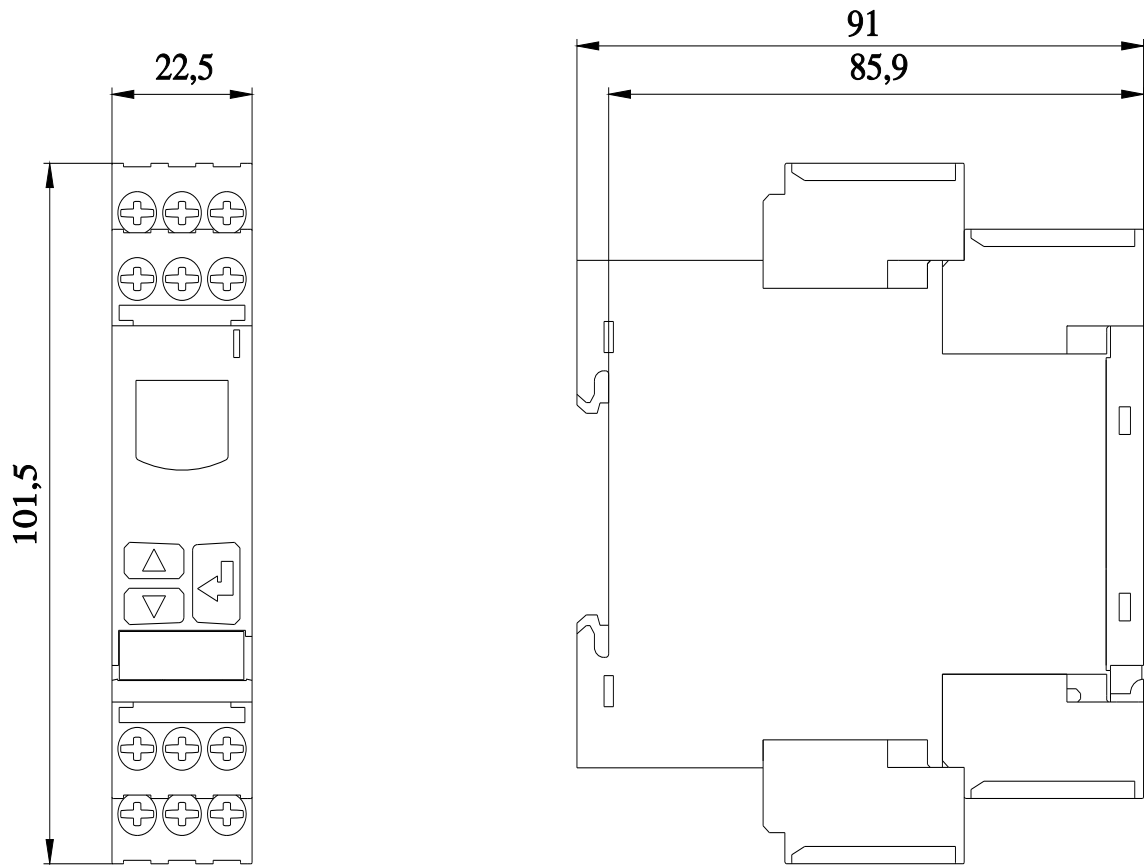
<https://support.automation.siemens.com/WW/CAXorder/default.aspx?lang=en&mlfb=3UG4825-1CA40>

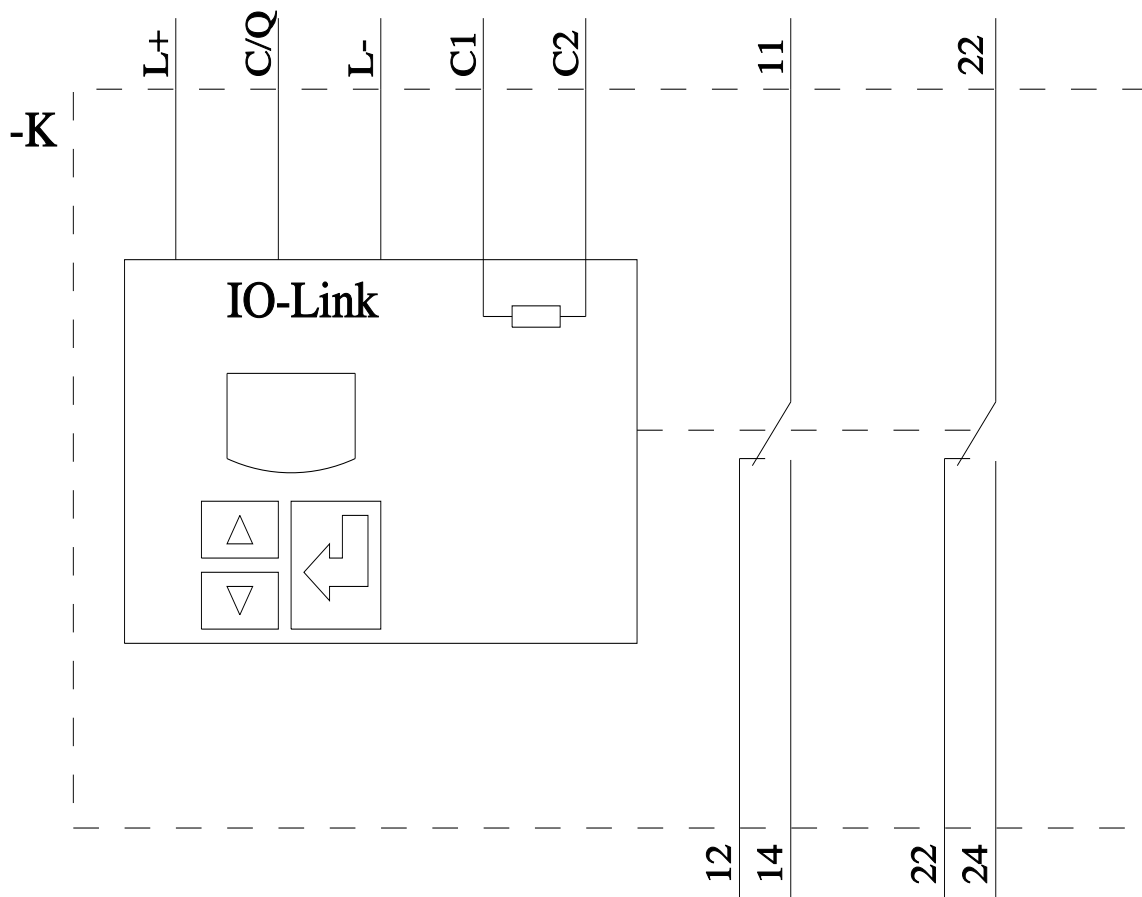
Service&Support (Manuals, Certificates, Characteristics, FAQs,...)

<https://support.industry.siemens.com/cs/ww/en/ps/3UG4825-1CA40>

Image database (product images, 2D dimension drawings, 3D models, device circuit diagrams, EPLAN macros, ...)

https://www.automation.siemens.com/bilddb/cax_de.aspx?mlfb=3UG4825-1CA40&lang=en





last modified:

10/17/2025 