



analog monitoring relay voltage monitoring from 10 to 690 V AC/DC overshoot and undershoot supply voltage 24 ... 240 V AC/DC, 50 .. 60 Hz tripping delay 0.5-30 s 1 changeover contact screw terminal

<b>product brand name</b>	SIRIUS
<b>product designation</b>	Analog setting voltage monitoring relay
<b>design of the product</b>	monitoring of undervoltage and overvoltage, externally powered with auxiliary voltage
<b>product type designation</b>	3UG5
<b>General technical data</b>	
<b>product function</b>	Voltage monitoring relay
<b>insulation voltage for overvoltage category III according to IEC 60664</b>	
• with degree of pollution 2 rated value	690 V
• with degree of pollution 3 rated value	690 V
<b>degree of pollution</b>	3
<b>type of voltage</b>	
• for monitoring	AC/DC
• of the control supply voltage	AC/DC
<b>surge voltage resistance rated value</b>	6 kV
<b>shock resistance according to IEC 60068-2-27</b>	sinusoidal half-wave 15g / 11 ms
<b>vibration resistance according to IEC 60068-2-6</b>	f = 4 ... 5,81 Hz, dmax = 15 mm; f = 5,81 ... 500 Hz, Amax = 20 m/s <sup>2</sup> ; 10 cycles
<b>mechanical service life (operating cycles) typical</b>	10 000 000
electrical endurance (operating cycles) at AC-15 at 230 V typical	100 000
<b>thermal current of the switching element with contacts maximum</b>	5 A
<b>reference code according to IEC 81346-2</b>	K
<b>Substance Prohibitance (Date)</b>	06/01/2023
<b>SVHC substance name</b>	Lead - 7439-92-1 Lead monoxide (lead oxide) - 1317-36-8
<b>Weight</b>	0.151 kg
<b>Product Function</b>	
<b>product function</b>	
• undervoltage detection	Yes
• overvoltage detection	Yes
• overvoltage detection 1 phase	Yes
• overvoltage detection 3 phase	No
• overvoltage detection DC	Yes
• undervoltage detection 1 phase	Yes
• undervoltage detection 3 phases	No
• undervoltage detection DC	Yes
• voltage window recognition 1 phase	Yes
• voltage window recognition 3 phase	No
• voltage window recognition DC	Yes

• auto-RESET	Yes
<b>Control circuit/ Control</b>	
<b>control supply voltage at AC</b>	
• at 50 Hz rated value	24 ... 240 V
• at 60 Hz rated value	24 ... 240 V
<b>control supply voltage at DC rated value</b>	24 ... 240 V
<b>operating range factor control supply voltage rated value at DC</b>	
• initial value	0.85
• full-scale value	1.1
<b>operating range factor control supply voltage rated value at AC at 50 Hz</b>	
• initial value	0.85
• full-scale value	1.1
<b>operating range factor control supply voltage rated value at AC at 60 Hz</b>	
• initial value	0.85
• full-scale value	1.1
<b>Measuring circuit</b>	
<b>measurable voltage at AC</b>	10 ... 760 V
<b>measurable voltage at DC</b>	10 ... 760 V
<b>adjustable response delay time</b>	
• when starting	30 s
• with lower or upper limit violation	0.5 ... 30 s
<b>Auxiliary circuit</b>	
number of NC contacts delayed switching	0
number of NO contacts delayed switching	0
number of CO contacts delayed switching	1
<b>Main circuit</b>	
<b>number of poles for main current circuit</b>	1
<b>operating voltage</b>	
• at AC	
— at 50 Hz rated value	240 ... 240 V
— at 60 Hz rated value	240 ... 240 V
• at DC rated value	24 ... 24 V
ampacity of the output relay at AC-15 at 400 V at 50/60 Hz	3 A
<b>ampacity of the output relay at DC-13</b>	
• at 24 V	1 A
• at 125 V	0.2 A
• at 250 V	0.1 A
<b>operational current at 17 V minimum</b>	5 mA
<b>continuous current of the DIAZED fuse link of the output relay</b>	6 A
<b>Galvanic isolation</b>	
<b>design of the electrical isolation</b>	galvanic isolation
<b>galvanic isolation</b>	
• between input and output	Yes
• between the outputs	Yes
• between the voltage supply and other circuits	Yes
<b>Electrical Safety</b>	
<b>protection class IP on the front according to IEC 60529</b>	IP20
<b>Connections/ Terminals</b>	
<b>product component removable terminal for auxiliary and control circuit</b>	Yes
<b>type of electrical connection</b>	screw terminal
<b>type of connectable conductor cross-sections</b>	
• solid	1x (0.5 ... 4 mm <sup>2</sup> ), 2x (0.5 ... 2.5 mm <sup>2</sup> )
• finely stranded with core end processing	1x (0.5 ... 4 mm <sup>2</sup> ), 2x (0.5 ... 2.5 mm <sup>2</sup> )
• for AWG cables solid	1x (20 ... 12), 2x (20 ... 14)
<b>connectable conductor cross-section</b>	

<ul style="list-style-type: none"> <li>• solid</li> </ul>	0.5 ... 4 mm <sup>2</sup>
<ul style="list-style-type: none"> <li>• finely stranded with core end processing</li> </ul>	0.5 ... 4 mm <sup>2</sup>
<b>AWG number as coded connectable conductor cross section</b>	
<ul style="list-style-type: none"> <li>• solid</li> </ul>	20 ... 12
<ul style="list-style-type: none"> <li>• stranded</li> </ul>	20 ... 12
tightening torque with screw-type terminals	0.6 ... 0.8 N·m

### Installation/ mounting/ dimensions

<b>mounting position</b>	any
<b>fastening method</b>	screw and snap-on mounting
<b>height</b>	100 mm
<b>width</b>	22.5 mm
<b>depth</b>	90 mm
<b>required spacing</b>	
<ul style="list-style-type: none"> <li>• with side-by-side mounting <ul style="list-style-type: none"> <li>— forwards</li> <li>— backwards</li> <li>— upwards</li> <li>— downwards</li> <li>— at the side</li> </ul> </li> <li>• for grounded parts <ul style="list-style-type: none"> <li>— forwards</li> <li>— backwards</li> <li>— upwards</li> <li>— at the side</li> <li>— downwards</li> </ul> </li> <li>• for live parts <ul style="list-style-type: none"> <li>— forwards</li> <li>— backwards</li> <li>— upwards</li> <li>— at the side</li> </ul> </li> </ul>	0 mm 0 mm 0 mm 0 mm 0 mm  0 mm 0 mm 0 mm 0 mm 0 mm  0 mm 0 mm 0 mm 0 mm

### Ambient conditions

installation altitude at height above sea level maximum	2 000 m
<b>ambient temperature</b>	
<ul style="list-style-type: none"> <li>• during operation</li> <li>• during storage</li> <li>• during transport</li> </ul>	-25 ... +60 °C -40 ... +80 °C -40 ... +80 °C

### Approvals Certificates

General Product Approval	other
--------------------------	-------



[Confirmation](#)



### Environment



[Environmental Confirmations](#)

### Further information

Information on the packaging  
<https://support.industry.siemens.com/cs/ww/en/view/109813875>  
Information for data generation and storage  
<https://support.industry.siemens.com/cs/ww/en/view/109995012>  
Information- and Downloadcenter (Catalogs, Brochures,...)  
<https://www.siemens.com/ic10>  
Industry Mall (Online ordering system)  
<https://mall.industry.siemens.com/mall/en/en/Catalog/product?mlfb=3UG5532-1AW30>

Cax online generator

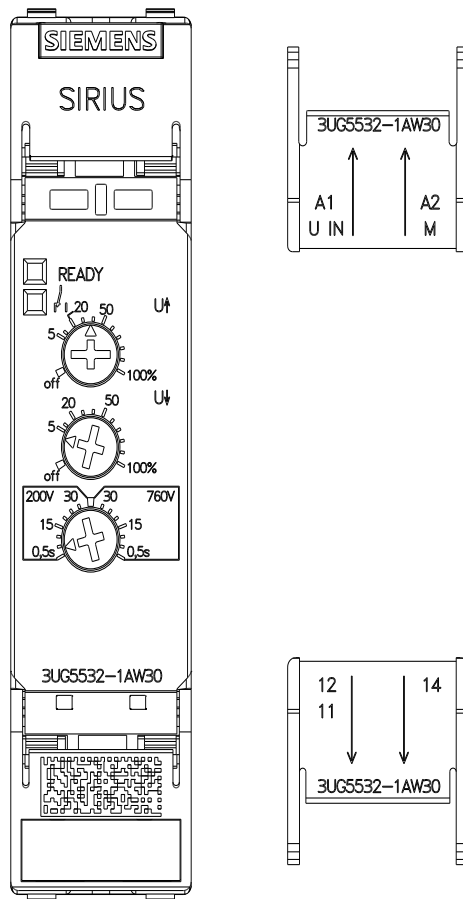
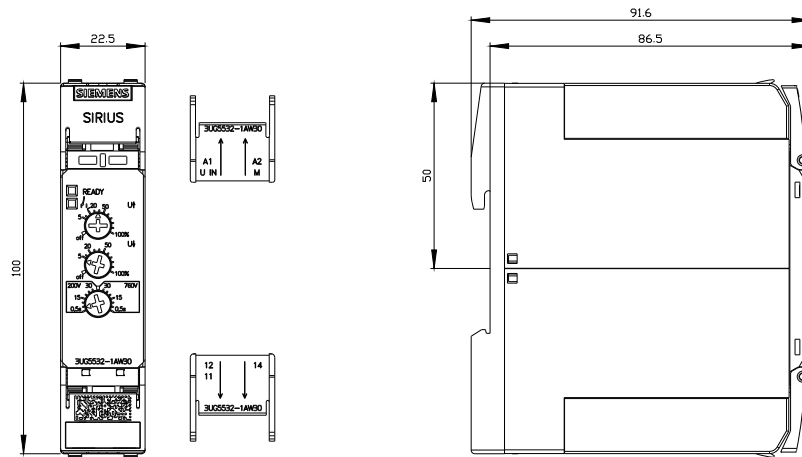
<https://support.automation.siemens.com/WW/CAXorder/default.aspx?lang=en&mlfb=3UG5532-1AW30>

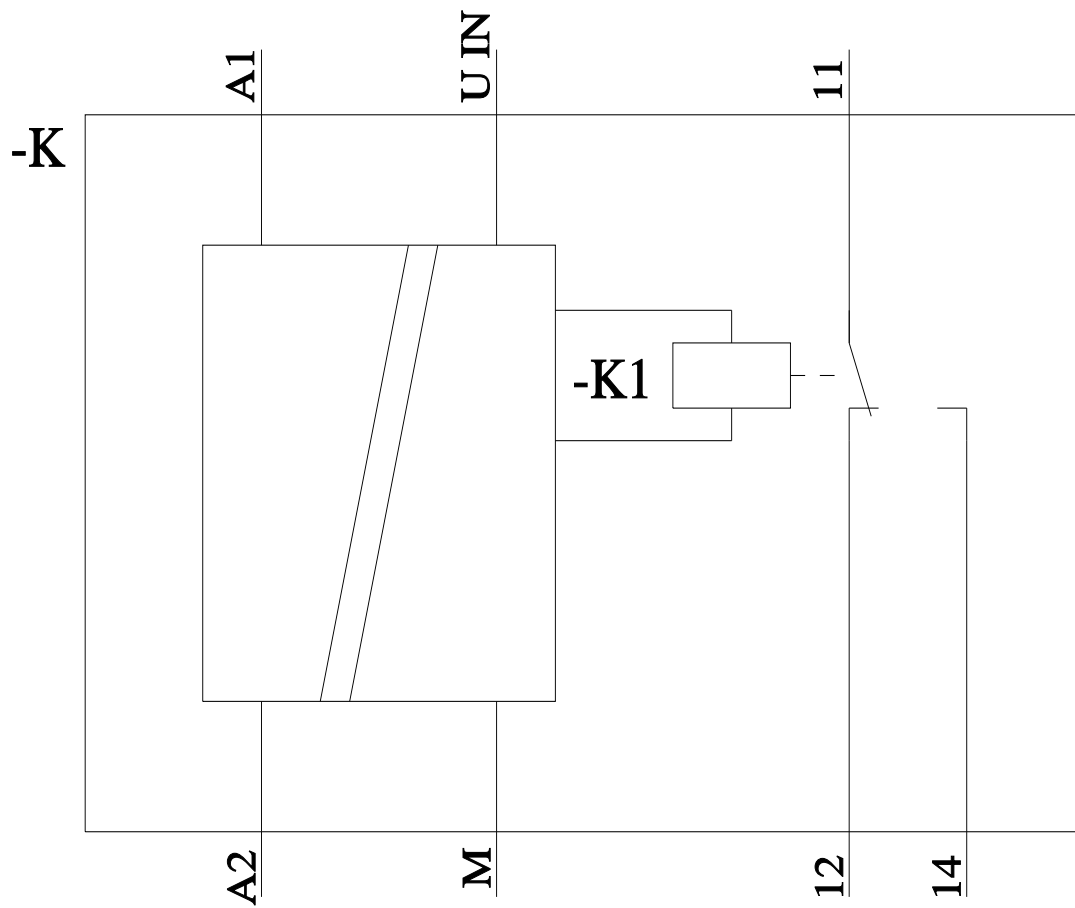
Service&Support (Manuals, Certificates, Characteristics, FAQs,...)

<https://support.industry.siemens.com/cs/ww/en/ps/3UG5532-1AW30>

Image database (product images, 2D dimension drawings, 3D models, device circuit diagrams, EPLAN macros, ...)

[https://www.automation.siemens.com/bilddb/cax\\_de.aspx?mlfb=3UG5532-1AW30&lang=en](https://www.automation.siemens.com/bilddb/cax_de.aspx?mlfb=3UG5532-1AW30&lang=en)





last modified:

10/17/2025 