



circuit breaker 3VA1 IEC Frame 1000 breaking capacity class C Icu=110 kA @ 415 V 3-pole, starter protection TM120M, AM, In=630 A without overload protection short-circuit protection Ii=8...15 x In nut keeper kit

Model	
product brand name	SENTRON
product designation	Molded case circuit breaker
design of the product	Starter protection
design of the overcurrent release	TM120M
protection function of the overcurrent release	I
number of poles	3
General technical data	
insulation voltage / rated value	800 V
operating voltage / at AC / rated value	690 V
power loss [W] / maximum	132 W
power loss [W] / for rated value of the current / at AC / in hot operating state / per pole	44 W
mechanical service life (operating cycles) / typical	10 000
electrical endurance (operating cycles) / at AC-1 / at 380/415 V	4 600
electrical endurance (operating cycles) / at AC-1 / at 690 V	3 200
product feature / for neutral conductors / upgradable/retrofitable / short-circuit and overload proof	No
ground-fault monitoring version	Without
product function	
• communication function	No
• other measurement function	No
Net Weight	13.089 kg
Current	
operational current	
• at 40 °C	630 A
• at 45 °C	630 A
• at 50 °C	630 A
• at 55 °C	618 A
• at 60 °C	607 A
• at 65 °C	595 A
• at 70 °C	583 A
Switching capacity according to IEC 60947	
switching capacity class of the circuit breaker	C
maximum short-circuit current breaking capacity (Icu)	
• at 240 V	200 kA
• at 415 V	110 kA
• at 440 V	110 kA
• at 500 V	70 kA

<ul style="list-style-type: none"> <li>• at 690 V</li> </ul>	35 kA
operating short-circuit current breaking capacity (Ics)	
<ul style="list-style-type: none"> <li>• at 240 V</li> <li>• at 415 V</li> <li>• at 440 V</li> <li>• at 500 V</li> <li>• at 690 V</li> </ul>	150 kA 85 kA 70 kA 65 kA 19 kA
short-circuit current making capacity (Icm)	
<ul style="list-style-type: none"> <li>• at 240 V</li> <li>• at 415 V</li> <li>• at 440 V</li> <li>• at 500 V</li> <li>• at 690 V</li> </ul>	440 kA 242 kA 242 kA 154 kA 73.5 kA
design of short-circuit protection	For switching power values in DC networks, see the 3VA molded case circuit breaker device manual; link to be found under Service & Support in the last chapter

#### Adjustable parameters

adjustable response value setting current (Ii) / for I-tripping	
<ul style="list-style-type: none"> <li>• minimum</li> <li>• maximum</li> </ul>	5 040 A 9 450 A
adjustable setting current (InN) / for N-tripping	
<ul style="list-style-type: none"> <li>• minimum</li> <li>• maximum</li> </ul>	630 A 630 A
product function / grounding protection	No

#### Mechanical Design

product component	
<ul style="list-style-type: none"> <li>• undervoltage release</li> <li>• voltage trigger</li> <li>• trip indicator</li> </ul>	No No No
height [in]	12.6 in
height	320 mm
width [in]	8.27 in
width	210 mm
depth [in]	4.72 in
depth	120 mm

#### Connections

arrangement of electrical connectors / for main current circuit	Front terminal
type of electrical connection / for main current circuit	nut keeper kit on both ends
type of connectable conductor cross-sections / for flat-bar terminal connection / minimum	20 x 4 mm
type of connectable conductor cross-sections / for flat-bar terminal connection / maximum	50 x 28 mm
design of the surface / of the connections / on the top of the switch (N, 1, 3, 5)	Silver
design of the surface / of the connections / on the bottom of the switch (N, 2, 4, 6)	Silver

#### Auxiliary circuit

number of CO contacts / for auxiliary contacts	0
--	---

#### Accessories

product extension / optional / motor drive	No
--	----

#### Environmental conditions

protection class IP / on the front	IP40
ambient temperature	
<ul style="list-style-type: none"> <li>• during operation / minimum</li> <li>• during operation / maximum</li> <li>• during storage / minimum</li> <li>• during storage / maximum</li> </ul>	-25 °C 70 °C -40 °C 80 °C
reference code / according to IEC 81346-2	Q

#### Approvals / Certificates

##### General Product Approval



[Confirmation](#)



EG-Konf.



[Miscellaneous](#)

General Product Approval	EMV	Test Certificates	Maritime application		
--------------------------	-----	-------------------	----------------------	--	--



[Miscellaneous](#)

[Type Test Certificates/Test Report](#)

[Special Test Certificate](#)



Maritime application	other	Environment		
----------------------	-------	-------------	--	--



[Confirmation](#)

[Miscellaneous](#)

[Environmental Confirmations](#)

### Environment

[Environmental Confirmations](#)

### Further information

#### Information on the packaging

<https://support.industry.siemens.com/cs/ww/en/view/109813875>

#### Information for data generation and storage

<https://support.industry.siemens.com/cs/ww/en/view/109995012>

#### Information- and Downloadcenter (Catalogs, Brochures,...)

<https://www.siemens.com/lowvoltage/catalogs>

#### Industry Mall (Online ordering system)

<https://mall.industry.siemens.com/mall/en/en/Catalog/product?mlfb=3VA1563-7MH32-0AA0>

#### Service&Support (Manuals, Certificates, Characteristics, FAQs,...)

<https://support.industry.siemens.com/cs/ww/en/ps/3VA1563-7MH32-0AA0>

#### Image database (product images, 2D dimension drawings, 3D models, device circuit diagrams, ...)

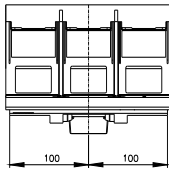
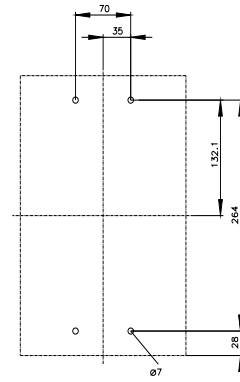
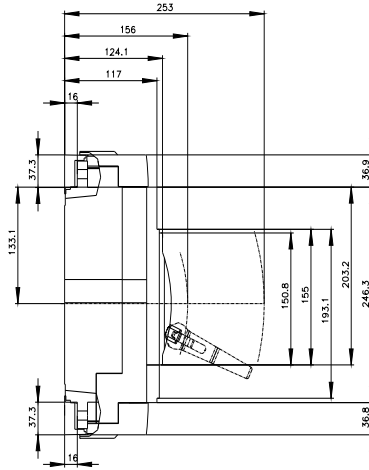
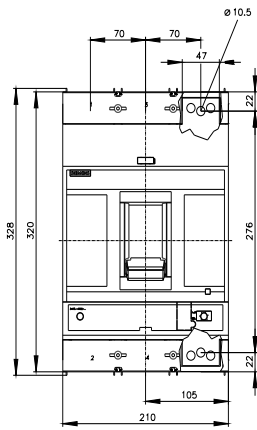
[https://www.automation.siemens.com/bilddb/cax\\_en.aspx?mlfb=3VA1563-7MH32-0AA0](https://www.automation.siemens.com/bilddb/cax_en.aspx?mlfb=3VA1563-7MH32-0AA0)

#### CAX-Online-Generator

<https://www.siemens.com/cax>

#### Tender specifications

<https://www.siemens.com/specifications>



last modified:

8/7/2025



