

Siemens  
EcoTech



circuit breaker 3VA2 IEC Frame 250 breaking capacity class C Icu=110 kA @ 415 V 3-pole, motor protection ETU550M, LSI, In=160 A overload protection Ir=63 A ...160 A short-circuit protection Isd=1.2... 15x In,li=3..15x In nut keeper kit



Model	
product brand name	SENTRON
product designation	Molded case circuit breaker
design of the product	Motor protection
design of the overcurrent release	ETU550M
protection function of the overcurrent release	LSI
number of poles	3
General technical data	
insulation voltage / rated value	800 V
operating voltage / at AC / rated value	690 V
operating power / at AC-3 / at 400 V	75 000 W
operating power / at AC-3 / at 230 V	45 000 W
power loss [W] / maximum	19.7 W
power loss [W] / for rated value of the current / at AC / in hot operating state / per pole	6.57 W
mechanical service life (operating cycles) / typical	25 000
electrical endurance (operating cycles) / at AC-1 / at 380/415 V	12 000
electrical endurance (operating cycles) / at AC-1 / at 690 V	8 400
electrical endurance (operating cycles) / at AC-3 / at 380/415 V	6 500
product feature / for neutral conductors / upgradable/retrofittable / short-circuit and overload proof	No
ground-fault monitoring version	Without
product function	
• communication function	Yes
• phase failure detection	Yes
• other measurement function	No
Net Weight	2.24 kg
Current	
operational current	
• at 40 °C	160 A
• at 45 °C	160 A
• at 50 °C	160 A
• at 55 °C	160 A
• at 60 °C	160 A
• at 65 °C	160 A
• at 70 °C	160 A

**Switching capacity according to IEC 60947**

switching capacity class of the circuit breaker	C
maximum short-circuit current breaking capacity (I <sub>cu</sub> )	
• at 240 V	150 kA
• at 415 V	110 kA
• at 440 V	110 kA
• at 500 V	85 kA
• at 690 V	3 kA
operating short-circuit current breaking capacity (I <sub>cs</sub> )	
• at 240 V	150 kA
• at 415 V	110 kA
• at 440 V	110 kA
• at 500 V	85 kA
• at 690 V	3 kA
short-circuit current making capacity (I <sub>cm</sub> )	
• at 240 V	330 kA
• at 415 V	242 kA
• at 440 V	242 kA
• at 500 V	187 kA
• at 690 V	4.5 kA

**Adjustable parameters**

product feature / for L-tripping / can be switched on/off	No
adjustable response value setting current (I <sub>r</sub> ) / of the L-trip / with I <sub>2t</sub> characteristic	
• minimum	64 A
• maximum	160 A
adjustable response value delay time (t <sub>r</sub> ) / for L-tripping / with I <sub>2t</sub> characteristic	
• minimum	3 s
• maximum	20 s
adjustable response value setting current (I <sub>sd</sub> ) / of S-trip / with I <sub>0t</sub> characteristic	
• minimum	192 A
• maximum	2 400 A
adjustable response value delay time (t <sub>sd</sub> ) / for S-tripping / with I <sub>0t</sub> characteristic	
• minimum	0.03 s
• maximum	0.03 s
adjustable response value setting current (I <sub>i</sub> ) / for I-tripping	
• minimum	480 A
• maximum	2 400 A
adjustable setting current (I <sub>nN</sub> ) / for N-tripping	
• minimum	0 A
• maximum	0 A
product function / grounding protection	No
adjustable trip class (T <sub>c</sub> CLASS)	10A, 10/10E, 20/ 20E, 30
tripping time (T <sub>p</sub> ) / with adjustable trip class (T <sub>c</sub> CLASS)	
• minimum	3 s
• maximum	20 s

**Mechanical Design**

product component	
• undervoltage release	No
• voltage trigger	No
• trip indicator	No
height [in]	7.13 in
height	181 mm
width [in]	4.13 in
width	105 mm
depth [in]	3.39 in
depth	86 mm

Connections	
arrangement of electrical connectors / for main current circuit	Front terminal
type of electrical connection / for main current circuit	on both sides nut keeper kit
type of connectable conductor cross-sections / for flat-bar terminal connection / minimum	13 x 1 mm
type of connectable conductor cross-sections / for flat-bar terminal connection / maximum	25 x 8 mm
design of the surface / of the connections / on the top of the switch (N, 1, 3, 5)	silver
design of the surface / of the connections / on the bottom of the switch (N, 2, 4, 6)	tin

Auxiliary circuit	
number of CO contacts / for auxiliary contacts	0

Accessories	
product extension / optional / motor drive	Yes

Environmental conditions	
protection class IP / on the front	IP40
ambient temperature	
• during operation / minimum	-25 °C
• during operation / maximum	70 °C
• during storage / minimum	-40 °C
• during storage / maximum	80 °C

Environmental footprint	
Environmental Product Declaration(EPD)	Yes
global warming potential [CO2 eq] / total	251 kg
global warming potential [CO2 eq] / during manufacturing	20.4 kg
global warming potential [CO2 eq] / during operation	235 kg
global warming potential [CO2 eq] / after end of life	-3.75 kg
Siemens Eco Profile (SEP)	Siemens EcoTech
reference code / according to IEC 81346-2	Q

### Approvals / Certificates

**General Product Approval**



CCC



EG-Konf.




[Confirmation](#)



VDE


[Miscellaneous](#)



General Product Approval	EMV	Test Certificates	Maritime application
	 <p>RCM</p>	<p><a href="#">Miscellaneous</a></p> <p><a href="#">Type Test Certificates/Test Report</a></p> <p><a href="#">Special Test Certificate</a></p>	 <p>BUREAU VERITAS</p>


Maritime application	other	Dangerous goods
 <p>DNV</p> <p><a href="#">CCS (China Classification Society)</a></p>	 <p>产品合格 QC PASS</p> <p><a href="#">Confirmation</a></p>	<p><a href="#">Miscellaneous</a></p> <p><a href="#">Transport Information</a></p>

**Environment**



Siemens EcoTech

[Environmental Confirmations](#)



EPD

[Environmental Confirmations](#)

Further information

Information on the packaging

<https://support.industry.siemens.com/cs/ww/en/view/109813875>

Information for data generation and storage

<https://support.industry.siemens.com/cs/ww/en/view/109995012>

Information- and Downloadcenter (Catalogs, Brochures,...)

<https://www.siemens.com/lowvoltage/catalogs>

Industry Mall (Online ordering system)

<https://mall.industry.siemens.com/mall/en/en/Catalog/product?mlfb=3VA2216-7MP32-0AA0>

Service&Support (Manuals, Certificates, Characteristics, FAQs,...)

<https://support.industry.siemens.com/cs/ww/en/ps/3VA2216-7MP32-0AA0>

Image database (product images, 2D dimension drawings, 3D models, device circuit diagrams, ...)

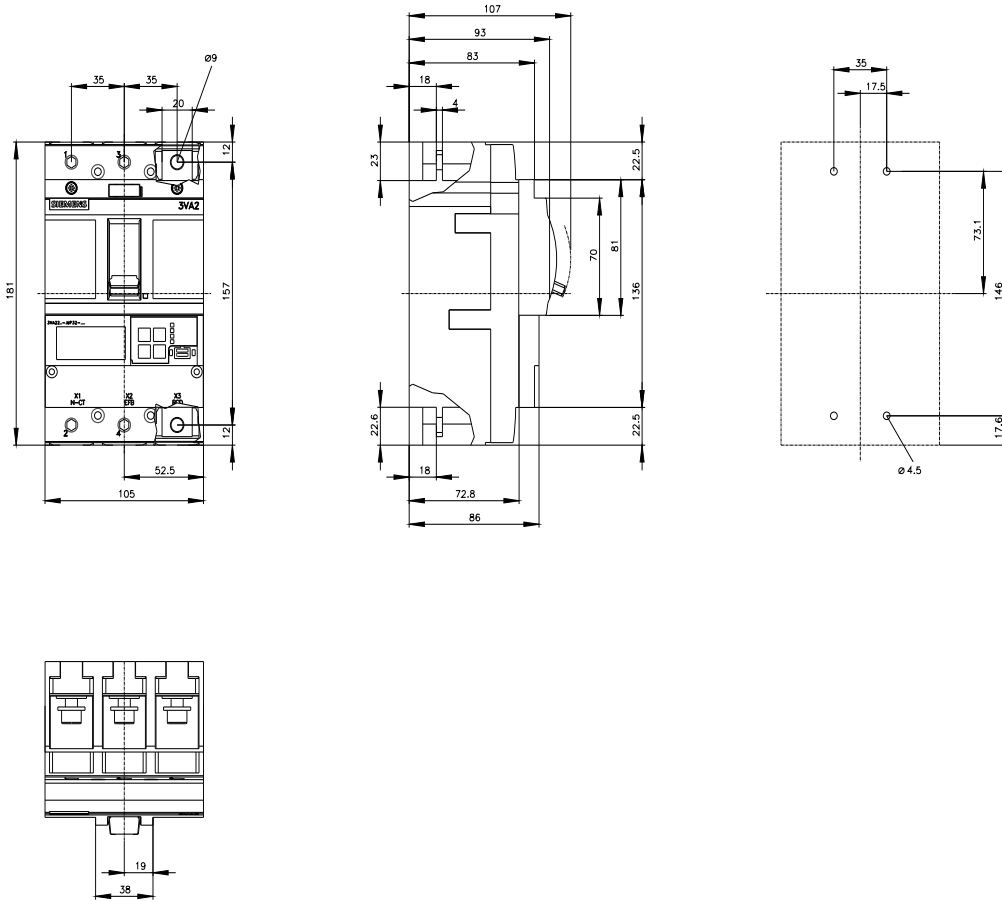
[https://www.automation.siemens.com/bilddb/cax\\_en.aspx?mlfb=3VA2216-7MP32-0AA0](https://www.automation.siemens.com/bilddb/cax_en.aspx?mlfb=3VA2216-7MP32-0AA0)

CAX-Online-Generator

<https://www.siemens.com/cax>

Tender specifications

<https://www.siemens.com/specifications>





last modified:

4/3/2025

