

Siemens
EcoTech



circuit breaker 3VA2 IEC Frame 630 breaking capacity class M Icu=55 kA @ 415 V
3-pole, motor protection ETU550M, LSI, In=400 A overload protection Ir=160 A
...400 A short-circuit protection I_{sd}=1.2... 15x I_n, I_i=3..15x I_n nut keeper kit



Model	
product brand name	SENTRON
product designation	Molded case circuit breaker
design of the product	Motor protection
design of the overcurrent release	ETU550M
protection function of the overcurrent release	LSI
number of poles	3
General technical data	
insulation voltage / rated value	800 V
operating voltage / at AC / rated value	690 V
operating power / at AC-3 / at 400 V	160 000 W
operating power / at AC-3 / at 230 V	90 000 W
power loss [W] / maximum	63.5 W
power loss [W] / for rated value of the current / at AC / in hot operating state / per pole	21.17 W
mechanical service life (operating cycles) / typical	20 000
electrical endurance (operating cycles) / at AC-1 / at 380/415 V	5 000
electrical endurance (operating cycles) / at AC-1 / at 690 V	3 500
electrical endurance (operating cycles) / at AC-3 / at 380/415 V	3 000
product feature / for neutral conductors / upgradable/retrofittable / short-circuit and overload proof	No
ground-fault monitoring version	Without
product function	
• communication function	Yes
• phase failure detection	Yes
• other measurement function	No
Net Weight	4.947 kg
Current	
short-time withstand current (I _{cw}) / limited to 1 s	5 kA
operational current	
• at 40 °C	400 A
• at 45 °C	400 A
• at 50 °C	400 A
• at 55 °C	400 A
• at 60 °C	400 A
• at 65 °C	400 A

● at 70 °C	400 A
Switching capacity according to IEC 60947	
switching capacity class of the circuit breaker	M
maximum short-circuit current breaking capacity (I _{cu})	
● at 240 V	85 kA
● at 415 V	55 kA
● at 440 V	55 kA
● at 500 V	36 kA
● at 690 V	6 kA
operating short-circuit current breaking capacity (I _{cs})	
● at 240 V	85 kA
● at 415 V	55 kA
● at 440 V	55 kA
● at 500 V	36 kA
● at 690 V	6 kA
short-circuit current making capacity (I _{cm})	
● at 240 V	187 kA
● at 415 V	121 kA
● at 440 V	121 kA
● at 500 V	75.6 kA
● at 690 V	9 kA
Adjustable parameters	
product feature / for L-tripping / can be switched on/off	No
adjustable response value setting current (I _r) / of the L-trip / with I _{2t} characteristic	
● minimum	160 A
● maximum	400 A
adjustable response value delay time (t _r) / for L-tripping / with I _{2t} characteristic	
● minimum	3 s
● maximum	25 s
adjustable response value setting current (I _{sd}) / of S-trip / with I _{0t} characteristic	
● minimum	480 A
● maximum	6 000 A
adjustable response value delay time (t _{sd}) / for S-tripping / with I _{0t} characteristic	
● minimum	0.03 s
● maximum	0.03 s
adjustable response value setting current (I _i) / for I-tripping	
● minimum	1 200 A
● maximum	6 000 A
adjustable setting current (I _{nN}) / for N-tripping	
● minimum	0 A
● maximum	0 A
product function / grounding protection	No
adjustable trip class (T _c CLASS)	10A, 10/10E, 20/ 20E, 30/30E
tripping time (T _p) / with adjustable trip class (T _c CLASS)	
● minimum	3 s
● maximum	25 s
Mechanical Design	
product component	
● undervoltage release	No
● voltage trigger	No
● trip indicator	No
height [in]	9.76 in
height	248 mm
width [in]	5.43 in
width	138 mm
depth [in]	4.33 in

depth	110 mm
Connections	
arrangement of electrical connectors / for main current circuit	Front terminal
type of electrical connection / for main current circuit	on both sides nut keeper kit
type of connectable conductor cross-sections / for flat-bar terminal connection / minimum	20 x 1 mm
type of connectable conductor cross-sections / for flat-bar terminal connection / maximum	35 x 10 mm
design of the surface / of the connections / on the top of the switch (N, 1, 3, 5)	silver
design of the surface / of the connections / on the bottom of the switch (N, 2, 4, 6)	silver

Auxiliary circuit	
number of CO contacts / for auxiliary contacts	0

Accessories	
product extension / optional / motor drive	Yes

Environmental conditions	
protection class IP / on the front	IP40
ambient temperature	
• during operation / minimum	-25 °C
• during operation / maximum	70 °C
• during storage / minimum	-40 °C
• during storage / maximum	80 °C

Environmental footprint	
global warming potential [CO2 eq] / total	495 kg
global warming potential [CO2 eq] / during manufacturing	28.7 kg
global warming potential [CO2 eq] / during operation	470 kg
global warming potential [CO2 eq] / after end of life	-4.07 kg
Siemens Eco Profile (SEP)	Siemens EcoTech
reference code / according to IEC 81346-2	Q

Approvals / Certificates

General Product Approval



CCC



EG-Konf.



UK
CA




[Confirmation](#)



VDE

[Miscellaneous](#)


General Product Approval	EMV	Test Certificates	Maritime application
--------------------------	-----	-------------------	----------------------


		 <p>RCM</p>	<p>Special Test Certificate</p> <p>Miscellaneous</p> 
---	---	--	--

Maritime application	other	Dangerous goods
----------------------	-------	-----------------

 <p>CCS (China Classification Society)</p>	 <p>产品合格 QC PASS</p>	<p>Confirmation</p> <p>Miscellaneous</p> <p>Transport Information</p>
---	---	---

Environment





[Environmental Confirmations](#)

[Environmental Confirmations](#)

Further information

Information on the packaging

<https://support.industry.siemens.com/cs/ww/en/view/109813875>

Information for data generation and storage

<https://support.industry.siemens.com/cs/ww/en/view/109995012>

Information- and Downloadcenter (Catalogs, Brochures,...)

<https://www.siemens.com/lowvoltage/catalogs>

Industry Mall (Online ordering system)

<https://mall.industry.siemens.com/mall/en/en/Catalog/product?mlfb=3VA2440-5MP32-0AA0>

Service&Support (Manuals, Certificates, Characteristics, FAQs,...)

<https://support.industry.siemens.com/cs/ww/en/ps/3VA2440-5MP32-0AA0>

Image database (product images, 2D dimension drawings, 3D models, device circuit diagrams, ...)

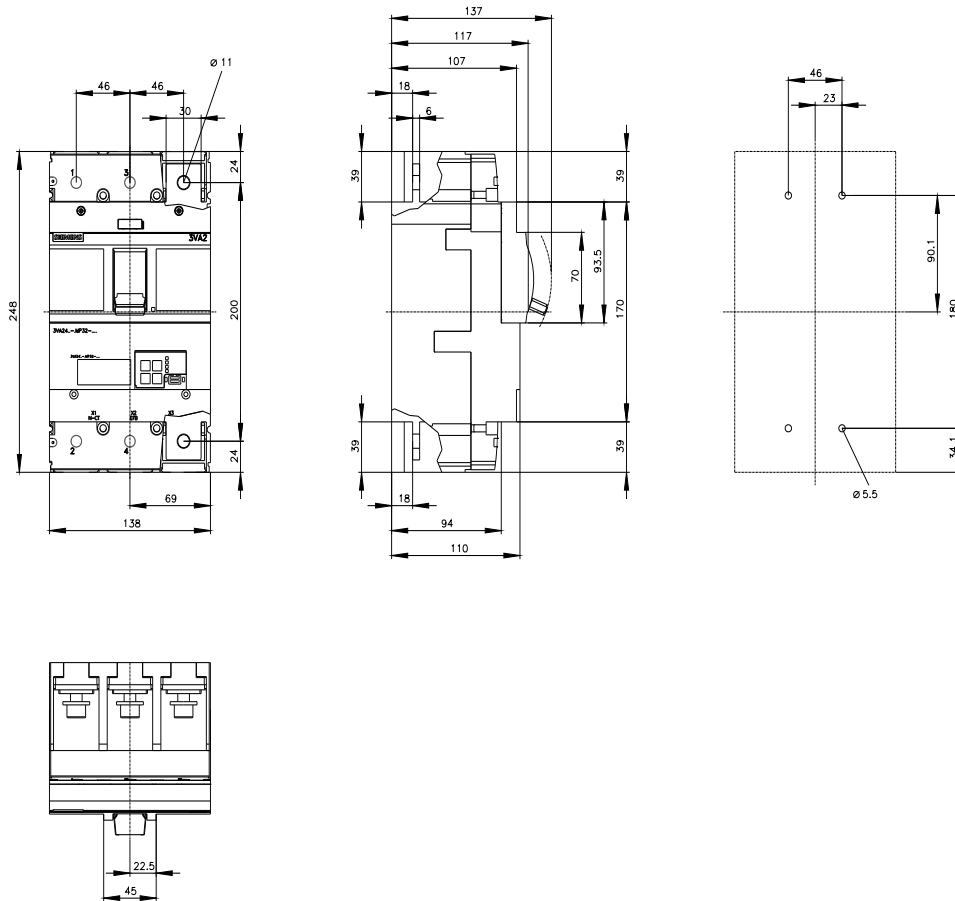
https://www.automation.siemens.com/bilddb/cax_en.aspx?mlfb=3VA2440-5MP32-0AA0

CAX-Online-Generator

<https://www.siemens.com/cax>

Tender specifications

<https://www.siemens.com/specifications>





last modified:

4/3/2025 

