



circuit breaker 3VA6 UL Frame 800 breaking capacity class M 35 kA @ 480 V 3-pole, line protection ETU330, LIG, $I_n=800$ A overload protection, 100% rated $I_r=315$ A ...800 A short-circuit protection $I_i=1.5...10 \times I_n$ ground-fault protection IG=0.2... 1x I_n , tg=0.1/0.3s nut keeper kit

Model	
product brand name	SENTRON
product designation	Molded-case circuit breaker
product designation / according to UL file	MMAE
design of the product	System protection
design of the load switch / according to UL 489 / Heating, Air Conditioning, and Refrigeration circuit breaker (HACR Type)	Yes
design of the overcurrent release	ETU330
protection function of the overcurrent release	LIG
number of poles	3
General technical data	
insulation voltage / rated value	800 V
operating voltage / at AC / rated value	690 V
power loss [W] / maximum	231 W
power loss [W] / for rated value of the current / at AC / in hot operating state / per pole	77 W
mechanical service life (operating cycles) / typical	10 000
electrical endurance (operating cycles) / at AC-1 / at 380/415 V	5 800
electrical endurance (operating cycles) / at AC-1 / at 690 V	4 000
electrical endurance (operating cycles) / at 480 V	5 800
electrical endurance (operating cycles) / at 600 V	4 000
product feature / for neutral conductors / upgradable/retrofitable / short-circuit and overload proof	No
ground-fault monitoring version	Summation current formation L-conductor
product function	
• communication function	No
• other measurement function	No
Net Weight	13.948 kg
Current	
marking / according to UL 489 / 100%-rated breaker	Yes
operational current	
• at 40 °C	800 A
• at 45 °C	800 A
• at 50 °C	800 A
• at 55 °C	776 A
• at 60 °C	752 A
• at 65 °C	708 A
• at 70 °C	664 A
Switching capacity according to IEC 60947	
switching capacity class of the circuit breaker	M

maximum short-circuit current breaking capacity (I _{cu})	
<ul style="list-style-type: none"> • at 240 V • at 415 V • at 690 V 	85 kA 55 kA 25 kA
operating short-circuit current breaking capacity (I _{cs})	
<ul style="list-style-type: none"> • at 240 V • at 415 V • at 690 V 	85 kA 55 kA 19 kA
short-circuit current making capacity (I _{cm})	
<ul style="list-style-type: none"> • at 240 V • at 415 V • at 690 V 	187 kA 121 kA 53 kA
Switching capacity according to UL 489	
current breaking capacity	
<ul style="list-style-type: none"> • at 240 V • at 480 V • at 600 V 	100 kA 35 kA 25 kA
Adjustable parameters	
adjustable response value setting current (I _r) / of the L-trip / with I _{2t} characteristic	
<ul style="list-style-type: none"> • minimum • maximum 	315 A 800 A
adjustable response value delay time (t _r) / for L-tripping / with I _{2t} characteristic	
<ul style="list-style-type: none"> • minimum • maximum 	0.5 s 17 s
adjustable response value setting current (I _l) / for I-tripping	
<ul style="list-style-type: none"> • minimum • maximum 	1 200 A 8 000 A
adjustable current response value current / for G-tripping / with standard characteristic	
<ul style="list-style-type: none"> • initial value • full-scale value 	160 A 800 A
adjustable response value delay time (t _g) / for G-tripping / with I _{0t} characteristic	
<ul style="list-style-type: none"> • minimum • maximum 	0.1 s 0.3 s
adjustable setting current (I _{nN}) / for N-tripping	
<ul style="list-style-type: none"> • minimum • maximum 	0 A 0 A
product function / grounding protection	Yes
Mechanical Design	
product component	
<ul style="list-style-type: none"> • undervoltage release • voltage trigger • trip indicator 	No No No
height [in]	12.91 in
height	328 mm
width [in]	8.27 in
width	210 mm
depth [in]	4.72 in
depth	120 mm
Connections	
arrangement of electrical connectors / for main current circuit	Front connection
type of electrical connection / for main current circuit	nut keeper kit on both ends
type of connectable conductor cross-sections / for flat-bar terminal connection / minimum	20 x 4 mm
type of connectable conductor cross-sections / for flat-bar terminal connection / maximum	50 x 28 mm
Auxiliary circuit	

number of CO contacts / for auxiliary contacts	0
Accessories	
product extension / optional / motor drive	No
Environmental conditions	
protection class IP / on the front	IP40
ambient temperature	
• during operation / minimum	-25 °C
• during operation / maximum	70 °C
• during storage / minimum	-40 °C
• during storage / maximum	80 °C
reference code / according to IEC 81346-2	Q

Approvals / Certificates

General Product Approval



EG-Konf.



UL

[Miscellaneous](#)



EMV	Test Certificates	Maritime application	other
-----	-------------------	----------------------	-------



RCM

[Type Test Certificates/Test Report](#)



ABS



DNV

[Confirmation](#)

[Miscellaneous](#)

Dangerous goods	Environment
-----------------	-------------

[Transport Information](#)

[Environmental Confirmations](#)

Further information

Information on the packaging

<https://support.industry.siemens.com/cs/ww/en/view/109813875>

Information for data generation and storage

<https://support.industry.siemens.com/cs/ww/en/view/109995012>

Information- and Downloadcenter (Catalogs, Brochures,...)

<https://www.siemens.com/lowvoltage/catalogs>

Industry Mall (Online ordering system)

<https://mall.industry.siemens.com/mall/en/en/Catalog/product?mlfb=3VA6580-5HM32-2AA0>

Service&Support (Manuals, Certificates, Characteristics, FAQs,...)

<https://support.industry.siemens.com/cs/ww/en/ps/3VA6580-5HM32-2AA0>

Image database (product images, 2D dimension drawings, 3D models, device circuit diagrams, ...)

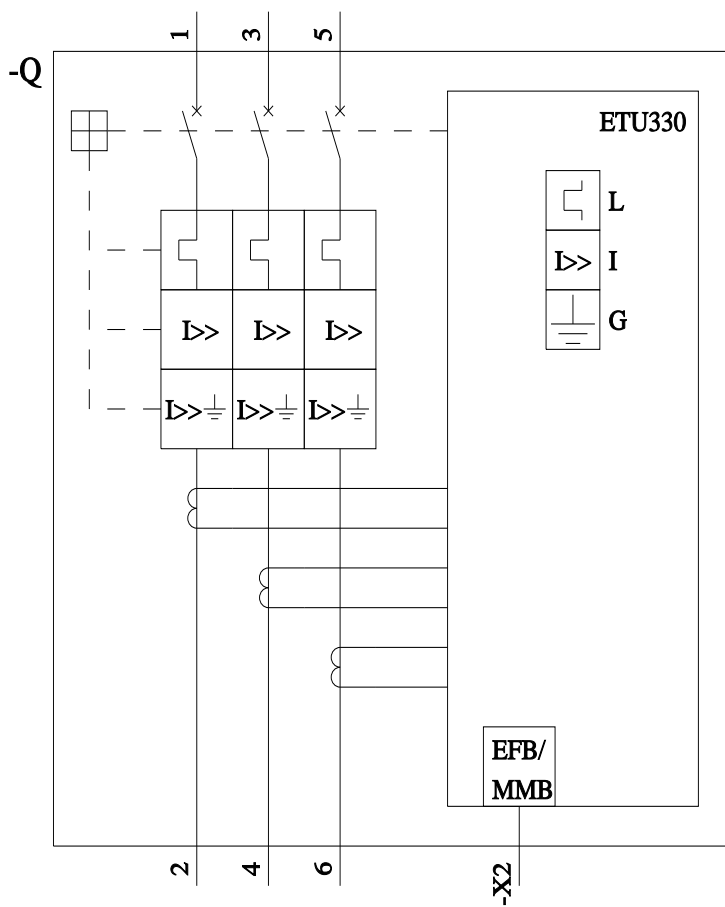
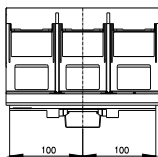
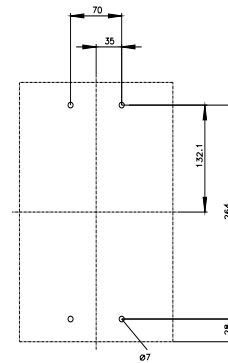
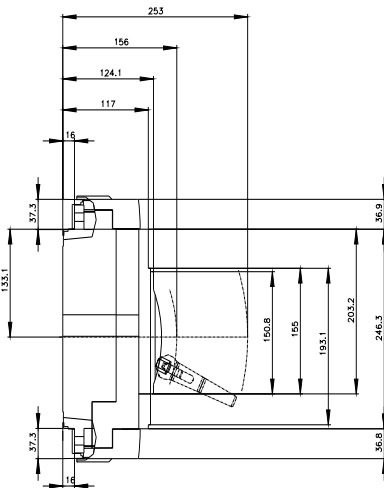
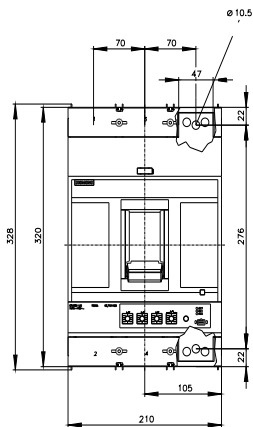
https://www.automation.siemens.com/bilddb/cax_en.aspx?mlfb=3VA6580-5HM32-2AA0

CAX-Online-Generator

<https://www.siemens.com/cax>

Tender specifications

<https://www.siemens.com/specifications>





last modified:

4/23/2025 

