

wire connector TA1.3 14 AWG...1/0 4 units accessory for: 3VA61/62



Model	
product brand name	SETRON
product designation	Circular conductor terminal 1 cable 4 units
accessories	Wire connector
General technical data	
designation / of the terminal	TA1.3
type of electrical connection / with control wire tap	No
Mechanical Design	
Net Weight	134 g
Connections according IEC	
connectable conductor cross-section	
<ul style="list-style-type: none"> <li>for copper cable / stranded / minimum</li> </ul>	1.5 mm <sup>2</sup>
<ul style="list-style-type: none"> <li>for copper cable / stranded / maximum</li> </ul>	50 mm <sup>2</sup>
stripped length	18 mm
tightening torque / when using copper cables	
<ul style="list-style-type: none"> <li>solid</li> </ul>	1.5 -10 mm <sup>2</sup> : 6.2 Nm, 16 mm <sup>2</sup> : 8.5 Nm
<ul style="list-style-type: none"> <li>stranded</li> </ul>	1.5 - 10 mm <sup>2</sup> : 6.2 Nm; 16 - 35 mm <sup>2</sup> : 8.5 Nm; 50 mm <sup>2</sup> : 13.6 Nm
<ul style="list-style-type: none"> <li>finely stranded</li> </ul>	1.5 -10 mm <sup>2</sup> : 6.2 Nm, 16 - 35 mm <sup>2</sup> : 8.5 Nm
<ul style="list-style-type: none"> <li>finely stranded / with core end processing</li> </ul>	1.5 - 10 mm <sup>2</sup> : 6.2 Nm, 16 - 35 mm <sup>2</sup> : 8.5 Nm
Connections according UL	
permissible temperature / of connectable conductor / according to UL 486A-486B	75 °C
stripped length	0.7 in
connectable conductor cross-section	
<ul style="list-style-type: none"> <li>for copper cable / solid / minimum</li> </ul>	14 AWG
<ul style="list-style-type: none"> <li>for copper cable / solid / maximum</li> </ul>	10 AWG
<ul style="list-style-type: none"> <li>for copper cable / stranded / minimum</li> </ul>	14 AWG
<ul style="list-style-type: none"> <li>for copper cable / stranded / maximum</li> </ul>	1/0 AWG
<ul style="list-style-type: none"> <li>for aluminum cable / stranded / minimum</li> </ul>	8 AWG
<ul style="list-style-type: none"> <li>for aluminum cable / stranded / maximum</li> </ul>	1/0 AWG
tightening torque / when using copper cables	
<ul style="list-style-type: none"> <li>solid</li> </ul>	14-10 AWG: 55 lb-in
<ul style="list-style-type: none"> <li>stranded</li> </ul>	14 - 8 AWG: 55 lb-in; 6 - 2 AWG: 75 lb-in; 1 - 1/0 AWG: 120 lb-in
Certificates	
General Product Approval	



EG-Konf.





[Confirmation](#)



UL

[Miscellaneous](#)



EMV	Maritime application	other	Environment		
		<a href="#">Confirmation</a>	<a href="#">Miscellaneous</a>		<a href="#">Environmental Confirmations</a>
RCM					
LRS					

### Environment

[Environmental Confirmations](#)

### Further information

**Information on the packaging**

<https://support.industry.siemens.com/cs/ww/en/view/109813875>

**Information for data generation and storage**

<https://support.industry.siemens.com/cs/ww/en/view/109995012>

**Information- and Downloadcenter (Catalogs, Brochures,...)**

<https://www.siemens.com/lowvoltage/catalogs>

**Industry Mall (Online ordering system)**

<https://mall.industry.siemens.com/mall/en/en/Catalog/product?mlfb=3VA9144-0JB11>

**Service&Support (Manuals, Certificates, Characteristics, FAQs,...)**

<https://support.industry.siemens.com/cs/ww/en/ps/3VA9144-0JB11>

**Image database (product images, 2D dimension drawings, 3D models, device circuit diagrams, ...)**

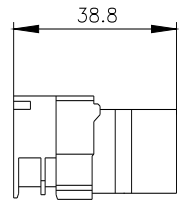
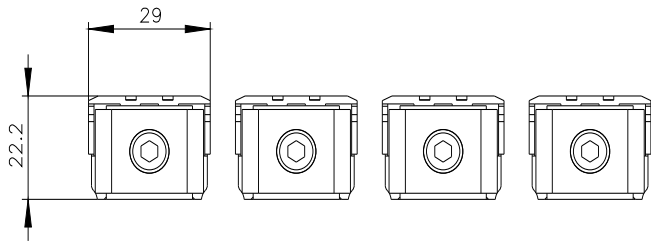
[https://www.automation.siemens.com/bilddb/cax\\_en.aspx?mlfb=3VA9144-0JB11](https://www.automation.siemens.com/bilddb/cax_en.aspx?mlfb=3VA9144-0JB11)

**CAX-Online-Generator**

<https://www.siemens.com/cax>

**Tender specifications**

<https://www.siemens.com/specifications>



---

last modified:

8/8/2025 

