



Fault signal contact 2 NO, for miniature circuit breaker according to UL 489

Model	
product brand name	SENTRON
product designation	Fault signal contact
design of the product	Mountable
design of the product factory mounted	No
electrical endurance (operating cycles) typical	6 000
Voltage	
insulation voltage rated value	440 V
surge voltage resistance rated value	4 kV
Current	
operational current at DC rated value	0.01 A
Supply voltage	
supply voltage at DC rated value	
• minimum	12 V
operating voltage	
• rated value	480 V
• at AC rated value minimum	12 V
• at DC rated value minimum	12 V
protection class IP	IP20
Control current	
type of voltage of control voltage	AC/DC
Product details	
product component	
• fault signal contact	Yes
number of fault signal contacts	1
number of NC contacts	0
number of NO contacts	2
number of CO contacts	0
product extension can be mounted	Circuit breaker
product extension	Fault signal contact
Connections	
connectable conductor cross-section	
• minimum	0.5 mm <sup>2</sup>
• maximum	2.5 mm <sup>2</sup>
AWG number as coded connectable conductor cross section	
• minimum	24
• maximum	12
tightening torque with screw-type terminals	

• maximum

0.5 N·m

### Mechanical Design

height	110 mm
width	9 mm
depth	70 mm
number of modular width units	1
Net Weight	82 g

### Environmental conditions

standard	IEC/EN60947-5-1; IEC/EN62019; UL489
----------	-------------------------------------

### Environmental footprint

Environmental Product Declaration(EPD)	Yes
global warming potential [CO2 eq] total	4.19 kg
global warming potential [CO2 eq] during manufacturing	0.626 kg
global warming potential [CO2 eq] during operation	3.52 kg
global warming potential [CO2 eq] after end of life	0.047 kg

### Approvals Certificates

#### General Product Approval



[Confirmation](#)



#### General Product Approval      Maritime application      other

[Miscellaneous](#)



[Confirmation](#)

### Environment



[Environmental Con-  
firmations](#)

[Environmental Con-  
firmations](#)

### Further information

#### Information on the packaging

<https://support.industry.siemens.com/cs/ww/en/view/109813875>

#### Information for data generation and storage

<https://support.industry.siemens.com/cs/ww/en/view/109995012>

#### Information- and Downloadcenter (Catalogs, Brochures,...)

<https://www.siemens.com/lowvoltage/catalogs>

#### Industry Mall (Online ordering system)

<https://mall.industry.siemens.com/mall/en/en/Catalog/product?mlfb=5ST3021-0HG>

#### Service&Support (Manuals, Certificates, Characteristics, FAQs,...)

<https://support.industry.siemens.com/cs/ww/en/ps/5ST3021-0HG>

#### Image database (product images, 2D dimension drawings, 3D models, device circuit diagrams, ...)

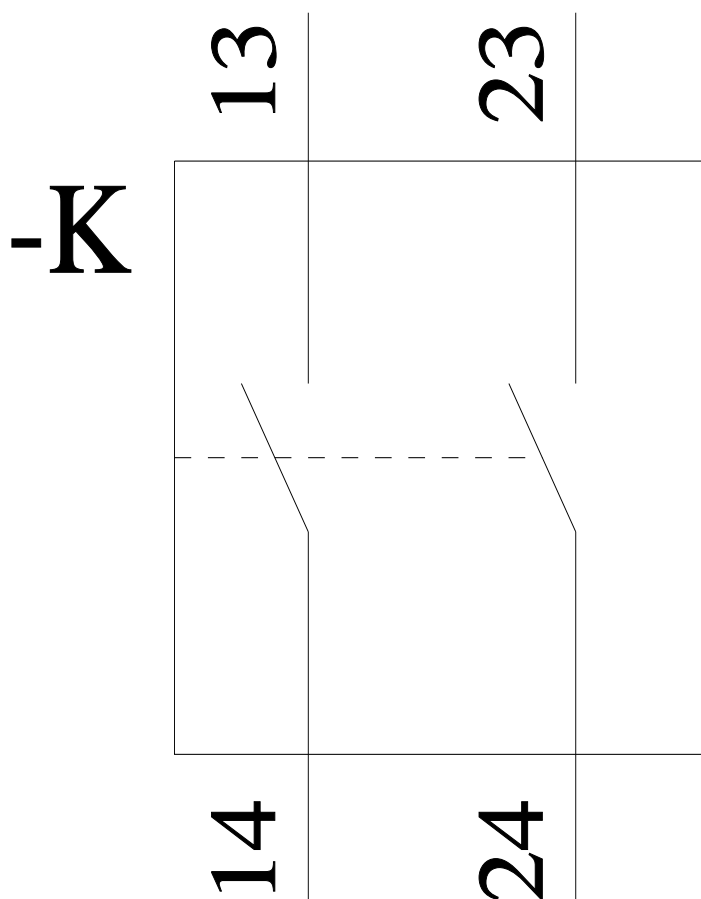
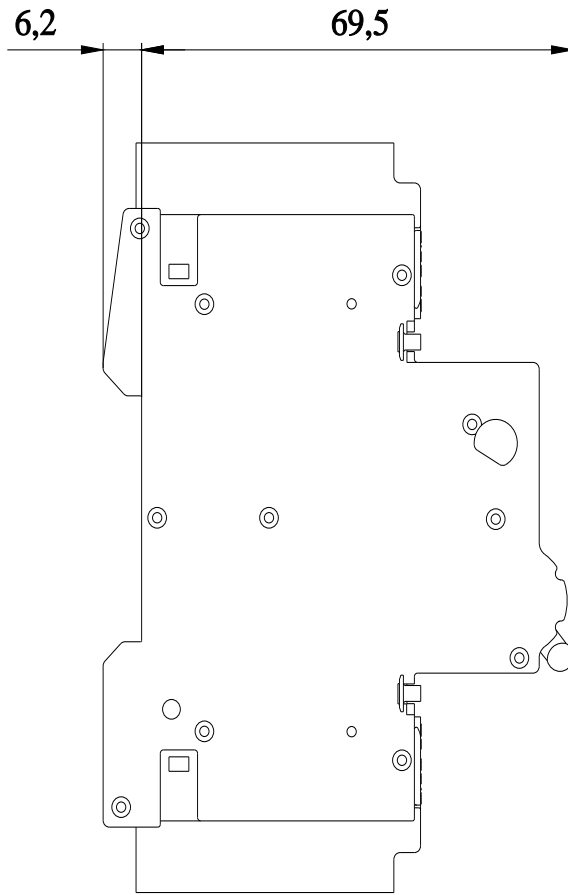
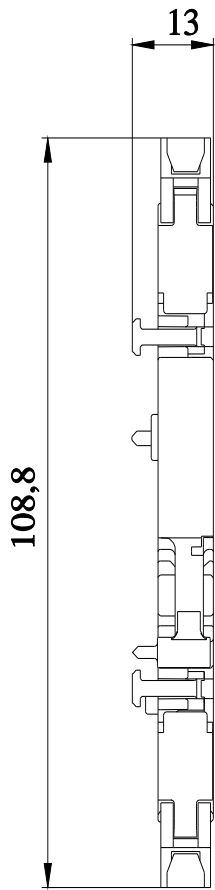
[https://www.automation.siemens.com/bilddb/cax\\_en.aspx?mlfb=5ST3021-0HG](https://www.automation.siemens.com/bilddb/cax_en.aspx?mlfb=5ST3021-0HG)

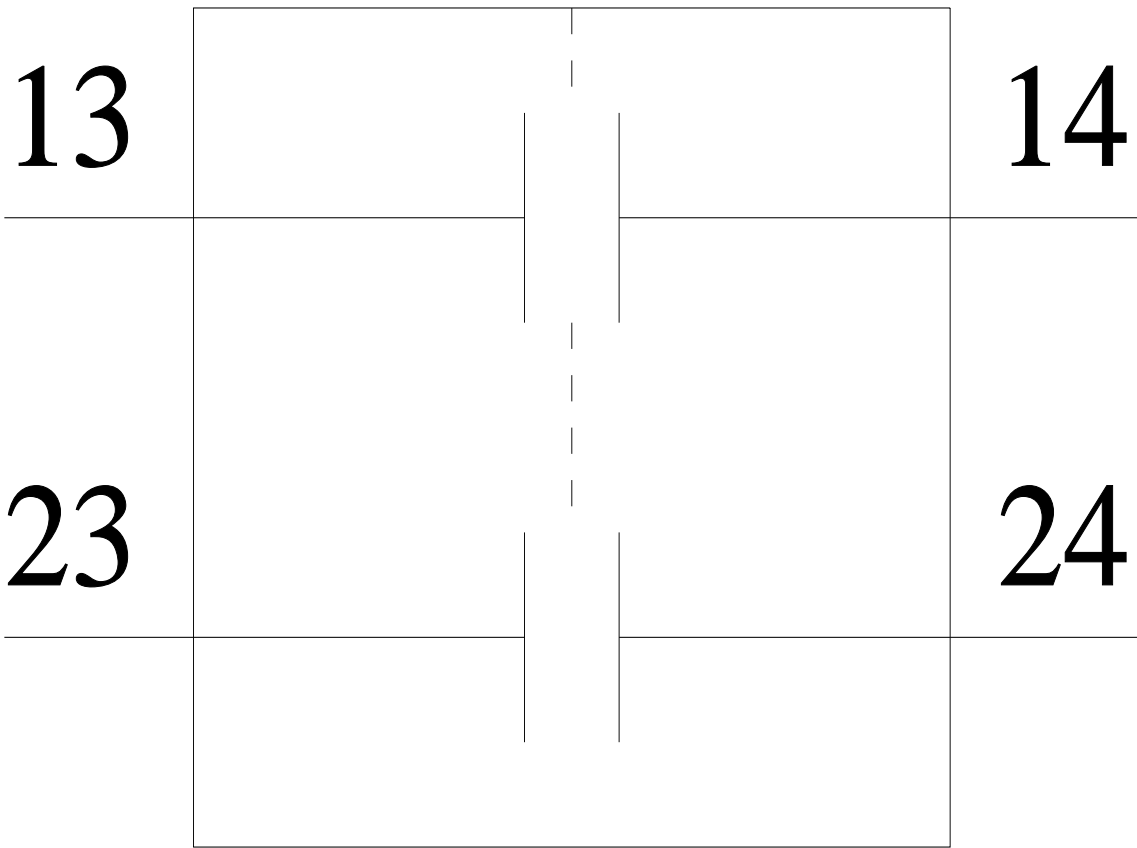
#### CAX-Online-Generator

<https://www.siemens.com/cax>

#### Tender specifications

<https://www.siemens.com/specifications>





---

last modified:

11/24/2025 

