









RCBO, 6 kA, 2P Type A, 30 mA, B-Char, In: 32A Un: 230V

Model	
product brand name	SENTRON
product designation	RCBO
design of the product	Instantaneous
General technical data	
number of poles	2
number of poles with protection	2
design of pole	2P
tripping characteristic class	B
mechanical service life (operating cycles) typical	10 000
overvoltage category	3
degree of pollution	3
Voltage	
type of voltage of the operating voltage	AC
insulation voltage (Ui) rated value	500 V
surge voltage resistance rated value	4 000 V
surge current resistance at (8/20) μ s	0.25 kA
tripping fault current rated value	30 mA
<ul style="list-style-type: none"> ● operational current <ul style="list-style-type: none"> — at 30 °C rated value — at 40 °C rated value — at 45 °C rated value — at 50 °C rated value — at 55 °C rated value — at 60 °C rated value — at 70 °C rated value ● operational current at AC rated value 	<ul style="list-style-type: none"> 32 A 30.8 A 30.2 A 29.5 A 29.2 A 28.2 A 26.9 A 32 A
residual current type	A
Supply voltage	
supply voltage <ul style="list-style-type: none"> ● at AC rated value ● for testing equipment minimum 	<ul style="list-style-type: none"> 230/240 V 195 V
operating frequency	50 Hz
supply voltage frequency rated value	50 Hz
Protection class	
protection class IP	IP20, if the distribution board is installed, with connected conductors
Breaking Capacity	
switching capacity current	

<ul style="list-style-type: none"> • according to EN 60898 rated value 	6 kA	
<ul style="list-style-type: none"> • according to IEC 60947-2 rated value 	7.5 kA	
short-circuit current breaking capacity (I_{cn}) according to EN 61009-1 rated value	6 kA	
rated residual switching capacity (I_{Δm}) according to IEC 61009-1	4.5 kA	
energy limitation class	3	
Dissipation		
power loss [W]		
<ul style="list-style-type: none"> • for rated value of the current at AC in hot operating state per pole 	1.84 W	
<ul style="list-style-type: none"> • maximum 	3.7 W	
Product details		
product feature touch protection	Yes	
product component neutral conductor switching	Yes	
product feature halogen-free	No	
Connections		
connectable conductor cross-section solid		
<ul style="list-style-type: none"> • minimum 	1 mm ²	
<ul style="list-style-type: none"> • maximum 	35 mm ²	
connectable conductor cross-section stranded		
<ul style="list-style-type: none"> • minimum 	1 mm ²	
<ul style="list-style-type: none"> • maximum 	35 mm ²	
connectable conductor cross-section finely stranded with core end processing		
<ul style="list-style-type: none"> • minimum 	1 mm ²	
<ul style="list-style-type: none"> • maximum 	35 mm ²	
tightening torque with screw-type terminals		
<ul style="list-style-type: none"> • minimum 	2 N·m	
<ul style="list-style-type: none"> • maximum 	2 N·m	
position of power supply cord	Either top or bottom	
Mechanical Design		
height	85 mm	
width	36 mm	
depth	72 mm	
installation depth	70 mm	
number of modular width units	2	
mounting position	any	
Net Weight	246 g	
weight with packaging	258 g	
Environmental conditions		
influence of the surrounding temperature	Max. 95% humidity	
ambient temperature during operation		
<ul style="list-style-type: none"> • minimum 	-25 °C	
<ul style="list-style-type: none"> • maximum 	40 °C	
ambient temperature during storage		
<ul style="list-style-type: none"> • minimum 	-40 °C	
<ul style="list-style-type: none"> • maximum 	70 °C	
number of test cycles for environmental testing according to IEC 60068-2-30	28	
Approvals Certificates		
General Product Approval	other	
     		
other	Dangerous goods	Environment

Further information**Information on the packaging**

<https://support.industry.siemens.com/cs/ww/en/view/109813875>

Information for data generation and storage

<https://support.industry.siemens.com/cs/ww/en/view/109995012>

Information- and Downloadcenter (Catalogs, Brochures,...)

<https://www.siemens.com/lowvoltage/catalogs>

Industry Mall (Online ordering system)

<https://mall.industry.siemens.com/mall/en/en/Catalog/product?mlfb=5SU1326-6FP32>

Service&Support (Manuals, Certificates, Characteristics, FAQs,...)

<https://support.industry.siemens.com/cs/ww/en/ps/5SU1326-6FP32>

Image database (product images, 2D dimension drawings, 3D models, device circuit diagrams, ...)

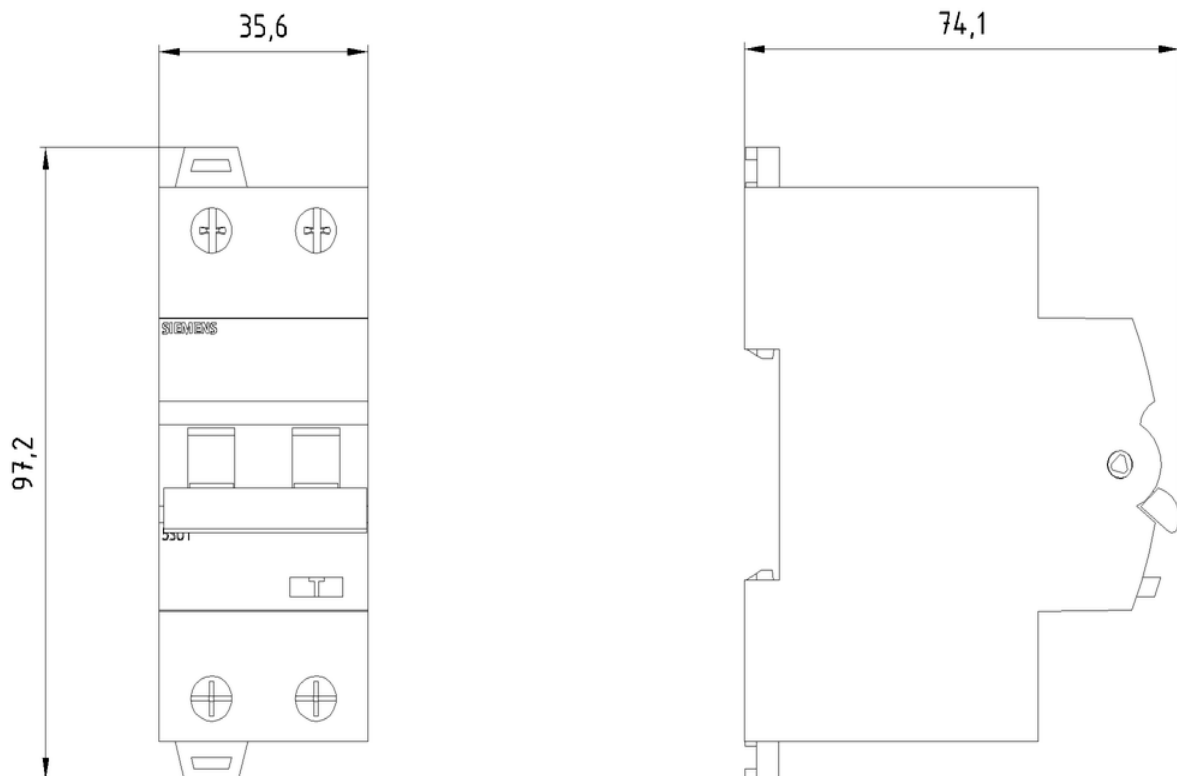
https://www.automation.siemens.com/bilddb/cax_en.aspx?mlfb=5SU1326-6FP32

CAX-Online-Generator

<https://www.siemens.com/cax>

Tender specifications

<https://www.siemens.com/specifications>



last modified:

7/22/2025 

