

Figure similar

Model	
product brand name	SENTRON
product designation	RCBO
design of the product	Instantaneous
General technical data	
number of poles	2
number of poles with protection	1
design of pole	1P+N
tripping characteristic class	B
mechanical service life (operating cycles) typical	10 000
overvoltage category	3
degree of pollution	2
Voltage	
type of voltage of the operating voltage	AC
insulation voltage (U <sub>i</sub> ) rated value	253 V
surge voltage resistance rated value	4 000 V
surge current resistance at (8/20) μs	1 kA
tripping fault current rated value	30 mA
<ul style="list-style-type: none"> <li>● operational current</li> <li>— at 30 °C rated value</li> <li>— at 40 °C rated value</li> <li>— at 45 °C rated value</li> <li>— at 50 °C rated value</li> <li>— at 55 °C rated value</li> <li>— at 60 °C rated value</li> <li>— at 65 °C rated value</li> <li>— at 70 °C rated value</li> <li>● operational current at AC rated value</li> </ul>	6 A 5.64 A 5.46 A 5.28 A 5.04 A 4.86 A 4.62 A 4.44 A 6 A
residual current type	A
Supply voltage	
supply voltage	
<ul style="list-style-type: none"> <li>● at AC rated value</li> <li>● for testing equipment minimum</li> </ul>	230 V 195 V
operating frequency	50/60 Hz

supply voltage frequency rated value	50 Hz
<b>Protection class</b>	
protection class IP	IP20, if the distribution board is installed, with connected conductors
<b>Breaking Capacity</b>	
switching capacity current	
• according to EN 60898 rated value	6 kA
• according to IEC 60947-2 rated value	35 kA
short-circuit current breaking capacity (I <sub>cn</sub> ) according to EN 61009-1 rated value	6 kA
rated residual switching capacity (I <sub>Δm</sub> ) according to IEC 61009-1	4.5 kA
energy limitation class	3
<b>Dissipation</b>	
power loss [W]	
• maximum	1.4 W
<b>Product details</b>	
product feature touch protection	Yes
product component neutral conductor switching	Yes
product feature halogen-free	Yes
product feature silicon-free	Yes
<b>Connections</b>	
connectable conductor cross-section solid	
• minimum	0.75 mm <sup>2</sup>
• maximum	16 mm <sup>2</sup>
connectable conductor cross-section stranded	
• minimum	0.75 mm <sup>2</sup>
• maximum	16 mm <sup>2</sup>
connectable conductor cross-section finely stranded with core end processing	
• minimum	0.75 mm <sup>2</sup>
• maximum	10 mm <sup>2</sup>
tightening torque with screw-type terminals	
• minimum	1.2 N·m
• maximum	2 N·m
position of power supply cord	Either top or bottom
<b>Mechanical Design</b>	
height	90 mm
width	18 mm
depth	77 mm
installation depth	70 mm
number of modular width units	1
mounting position	any
Net Weight	121 g
weight with packaging	133 g
<b>Environmental conditions</b>	
influence of the surrounding temperature	Max. 95% humidity
ambient temperature during operation	
• minimum	-25 °C
• maximum	45 °C
ambient temperature during storage	
• minimum	-40 °C
• maximum	75 °C
number of test cycles for environmental testing according to IEC 60068-2-30	28
<b>Environmental footprint</b>	
Environmental Product Declaration (EPD)	Yes
global warming potential [CO <sub>2</sub> eq] total	17.95026 kg
global warming potential [CO <sub>2</sub> eq] during manufacturing	1.32 kg
global warming potential [CO <sub>2</sub> eq] during operation	16.6 kg
global warming potential [CO <sub>2</sub> eq] after end of life	0.0016 kg

## Approvals Certificates

General Product Approval	Test Certificates	other
--------------------------	-------------------	-------



[Special Test Certificate](#)

[Miscellaneous](#)



[Miscellaneous](#)

[Confirmation](#)

other	Dangerous goods	Environment
-------	-----------------	-------------

[Miscellaneous](#)

[Transport Information](#)

[Environmental Confirmations](#)



Siemens  
EcoTech



[Environmental Confirmations](#)

## Further information

## Information on the packaging

<https://support.industry.siemens.com/cs/ww/en/view/109813875>

## Information for data generation and storage

<https://support.industry.siemens.com/cs/ww/en/view/109995012>

## Information- and Downloadcenter (Catalogs, Brochures,...)

<https://www.siemens.com/lowvoltage/catalogs>

## Industry Mall (Online ordering system)

<https://mall.industry.siemens.com/mall/en/en/Catalog/product?mifb=5SV1316-6GV06>

## Service&amp;Support (Manuals, Certificates, Characteristics, FAQs,...)

<https://support.industry.siemens.com/cs/ww/en/ps/5SV1316-6GV06>

## Image database (product images, 2D dimension drawings, 3D models, device circuit diagrams, ...)

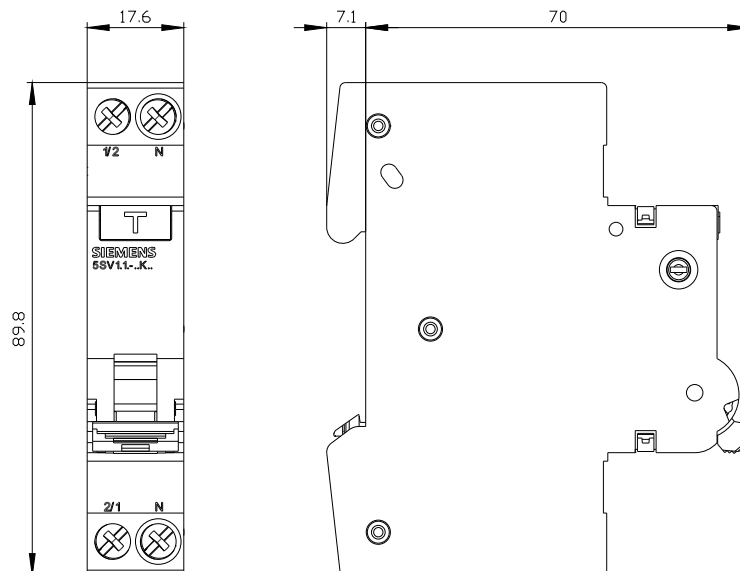
[https://www.automation.siemens.com/bilddb/cax\\_en.aspx?mifb=5SV1316-6GV06](https://www.automation.siemens.com/bilddb/cax_en.aspx?mifb=5SV1316-6GV06)

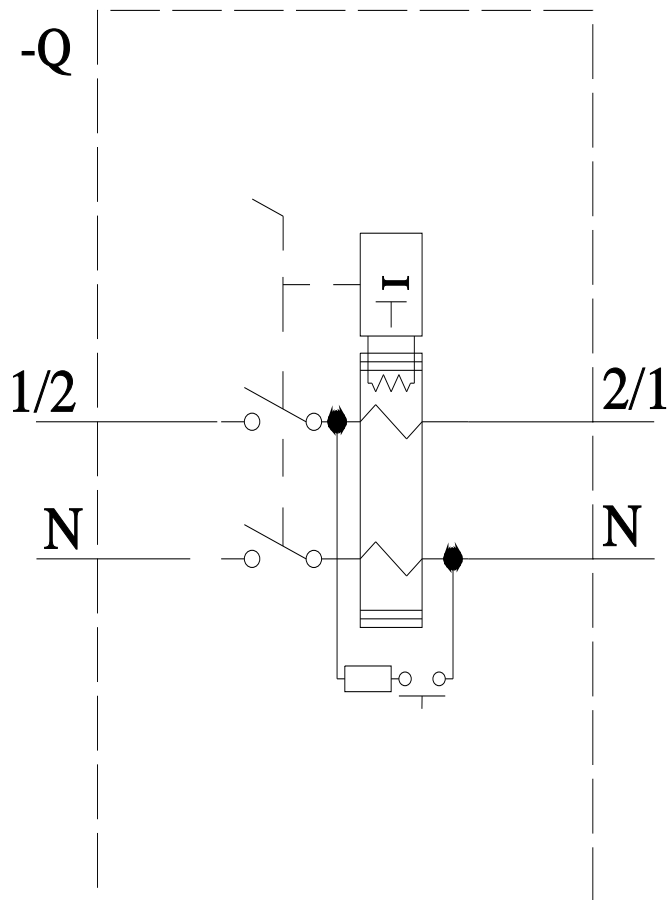
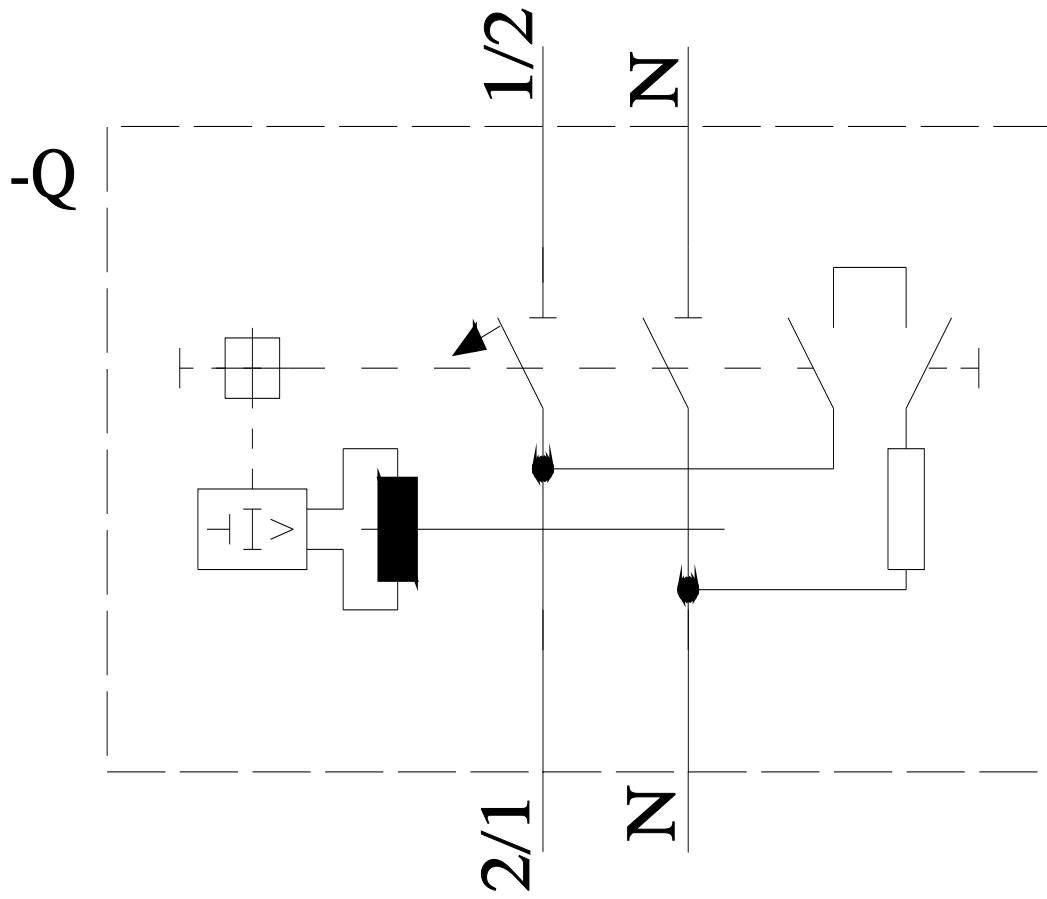
## CAx-Online-Generator

<https://www.siemens.com/cax>

## Tender specifications

<https://www.siemens.com/specifications>





last modified:

7/22/2025

