



Residual current operated circuit breaker, 2-pole, type A, In: 16 A, 10 mA, Un AC: 230 V

Model	
product brand name	SENTRON
product designation	Residual current operated circuit breaker
design of the product	Instantaneous
product type designation	5SV3
General technical data	
number of poles	2
size of installation devices according to DIN 43880	1
mechanical service life (operating cycles) typical	10 000
short-circuit current of series fuse maximum permissible	63 A
short-circuit current rating	10 kA
switching function short-term delayed	No
degree of pollution	2
insulation voltage (U _i) rated value	2 000 V
tripping fault current rated value	10 mA
let-through current permissible	5 200 A
I ² t value permissible	58 000 A ² ·s
Supply voltage	
supply voltage for testing equipment minimum	100 V
value range of the supply voltage frequency	50 Hz
value range of the operating frequency	50 Hz
value range of the supply voltage at AC	230 V
Protection class	
protection class IP	IP20, if the distribution board is installed, with connected conductors
Breaking Capacity	
switching capacity current	
<ul style="list-style-type: none"> according to IEC 61008-1 rated value 	0.5 kA
grid spacing	60 mm
Dissipation	
power loss [W]	
<ul style="list-style-type: none"> for rated value of the current at AC in hot operating state per pole 	0.7 W
<ul style="list-style-type: none"> maximum 	1.4 W
Appearance	
RAL color number	7 035
RAL color number (similar)	7 035
Product details	
product feature silicon-free	Yes
product extension installable supplementary devices	Yes

Connections	
connectable conductor cross-section solid	
• minimum	0.75 mm ²
• maximum	35 mm ²
connectable conductor cross-section stranded	
• minimum	0.75 mm ²
• maximum	35 mm ²
tightening torque with screw-type terminals	
• minimum	2.5 N·m
• maximum	3 N·m
position of power supply cord	top or bottom

Mechanical Design	
height	90 mm
width	36 mm
depth	70 mm
installation depth	70 mm
number of modular width units	2
fastening method	DIN rail
mounting position	any
Net Weight	199 g

Environmental conditions	
ambient temperature during operation	
• minimum	-25 °C
• maximum	45 °C
ambient temperature during storage minimum	-40 °C
number of test cycles for environmental testing according to IEC 60068-2-30	28

Environmental footprint	
Environmental Product Declaration (EPD)	Yes
global warming potential [CO2 eq] total	8.73 kg
global warming potential [CO2 eq] during manufacturing	1.32 kg
global warming potential [CO2 eq] during operation	7.39 kg
global warming potential [CO2 eq] after end of life	0.017 kg

Approvals Certificates

General Product Approval



CCC

[Confirmation](#)



IMQ



ÖVE



VDE

[Miscellaneous](#)

General Product Approval	EMV	Test Certificates	other	Railway
--------------------------	-----	-------------------	-------	---------



RCM

[Miscellaneous](#)



[Confirmation](#)

[Special Test Certificate](#)

Dangerous goods	Environment
-----------------	-------------

[Transport Information](#)



EPD

Siemens EcoTech



[Environmental Confirmations](#)

[Environmental Confirmations](#)

Further information

Information on the packaging

<https://support.industry.siemens.com/cs/ww/en/view/109813875>

Information for data generation and storage

<https://support.industry.siemens.com/cs/ww/en/view/109995012>

Information- and Downloadcenter (Catalogs, Brochures,...)

<https://www.siemens.com/lowvoltage/catalogs>

Industry Mall (Online ordering system)

<https://mall.industry.siemens.com/mall/en/en/Catalog/product?mlfb=5SV3111-6>

Service&Support (Manuals, Certificates, Characteristics, FAQs,...)

<https://support.industry.siemens.com/cs/ww/en/ps/5SV3111-6>

Image database (product images, 2D dimension drawings, 3D models, device circuit diagrams, ...)

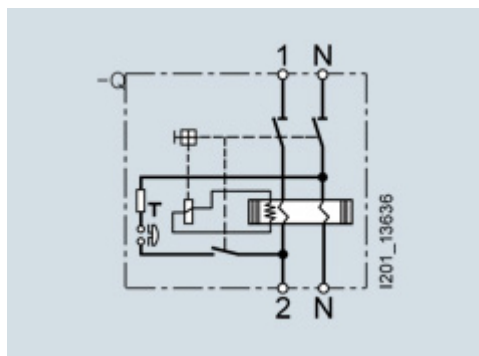
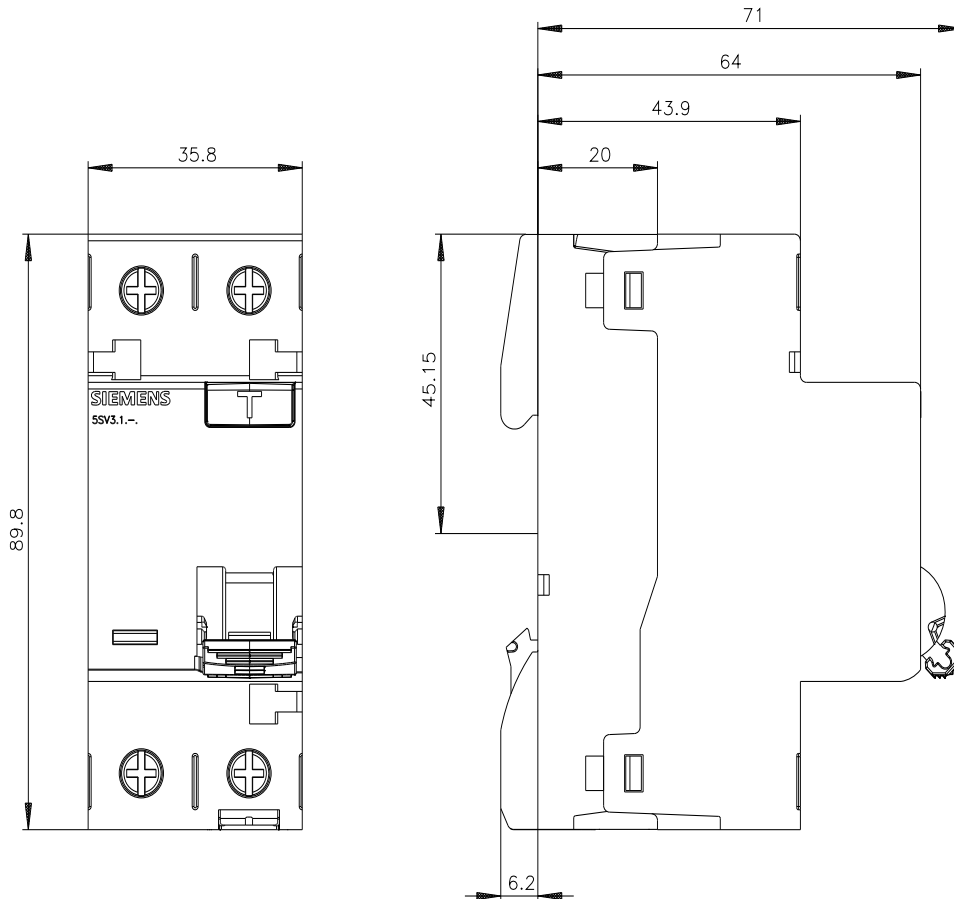
https://www.automation.siemens.com/bilddb/cax_en.aspx?mlfb=5SV3111-6

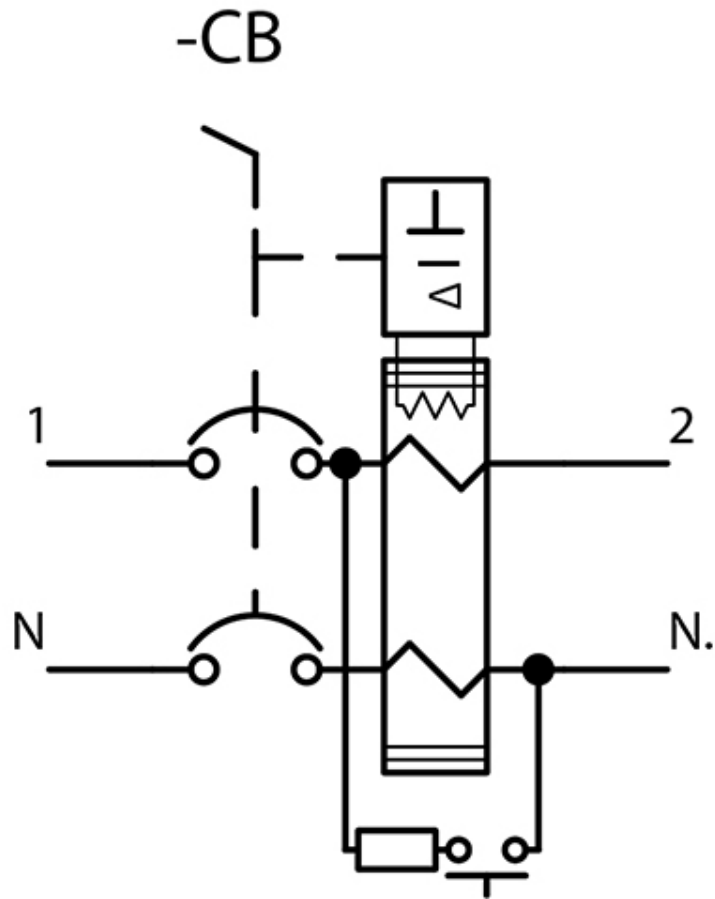
CAx-Online-Generator

<https://www.siemens.com/cax>

Tender specifications

<https://www.siemens.com/specifications>





last modified:

10/9/2025 

