



residual current operated circuit breaker, 4-pole, type B+, short-time-delayed, In: 80 A, 30 mA, Un AC: 400 V SIGRES: harsh ambient conditions, extended test interval

Model	
product brand name	SENTRON
product designation	Residual current operated circuit breaker
design of the product	Short-time delayed
product type designation	5SV3
product version	SIGRES
General technical data	
number of poles	4
size of installation devices according to DIN 43880	1
mechanical service life (operating cycles) typical	10 000
short-circuit current of series fuse maximum permissible	100 A
short-circuit current rating	10 kA
switching function short-term delayed	Yes
degree of pollution	2
insulation voltage (Ui) rated value	2 000 V
tripping fault current rated value	30 mA
let-through current permissible	7 000 A
I <sup>2</sup> t value permissible	60 000 A <sup>2</sup> ·s
Supply voltage	
supply voltage for testing equipment minimum	70 V
value range of the supply voltage frequency	50/60 Hz
value range of the operating frequency	50/60 Hz
value range of the supply voltage at AC	70-440 V
Protection class	
protection class IP	IP20, if the distribution board is installed, with connected conductors
Breaking Capacity	
switching capacity current	
<ul style="list-style-type: none"> <li>according to IEC 61008-1 rated value</li> </ul>	0.8 kA
grid spacing	60 mm
Dissipation	
power loss [W]	
<ul style="list-style-type: none"> <li>for rated value of the current at AC in hot operating state per pole</li> </ul>	7.5 W
<ul style="list-style-type: none"> <li>maximum</li> </ul>	22.5 W
Appearance	
RAL color number	7 035
RAL color number (similar)	7 035
Product details	
product feature silicon-free	Yes

product extension installable supplementary devices	Yes
<b>Connections</b>	
<b>connectable conductor cross-section solid</b>	
• minimum	0.75 mm <sup>2</sup>
• maximum	35 mm <sup>2</sup>
<b>connectable conductor cross-section stranded</b>	
• minimum	0.75 mm <sup>2</sup>
• maximum	35 mm <sup>2</sup>
<b>tightening torque with screw-type terminals</b>	
• minimum	2.5 N·m
• maximum	3 N·m
<b>position of power supply cord</b>	top or bottom (top for SIGRES function also in switched-off state)

<b>Mechanical Design</b>	
height	90 mm
width	72 mm
depth	70 mm
installation depth	70 mm
number of modular width units	4
fastening method	DIN rail
mounting position	any
Net Weight	454 g

<b>Environmental conditions</b>	
<b>ambient temperature during operation</b>	
• minimum	-25 °C
• maximum	45 °C
ambient temperature during storage minimum	-40 °C
number of test cycles for environmental testing according to IEC 60068-2-30	28

<b>Approvals Certificates</b>	
General Product Approval	Test Certificates



[Miscellaneous](#)



[Miscellaneous](#)

other	Railway	Dangerous goods	Environment
-------	---------	-----------------	-------------



[Confirmation](#)

[Special Test Certificate](#)

[Transport Information](#)

Siemens EcoTech



[Environmental Confirmations](#)

**Environment**

[Environmental Confirmations](#)

**Further information**

- Information on the packaging  
<https://support.industry.siemens.com/cs/ww/en/view/109813875>
- Information for data generation and storage  
<https://support.industry.siemens.com/cs/ww/en/view/109995012>
- Information- and Downloadcenter (Catalogs, Brochures,...)  
<https://www.siemens.com/lowvoltage/catalogs>
- Industry Mall (Online ordering system)  
<https://mall.industry.siemens.com/mall/en/en/Catalog/product?mlfb=5SV3347-4KK14>
- Service&Support (Manuals, Certificates, Characteristics, FAQs,...)  
<https://support.industry.siemens.com/cs/ww/en/ps/5SV3347-4KK14>

Image database (product images, 2D dimension drawings, 3D models, device circuit diagrams, ...)

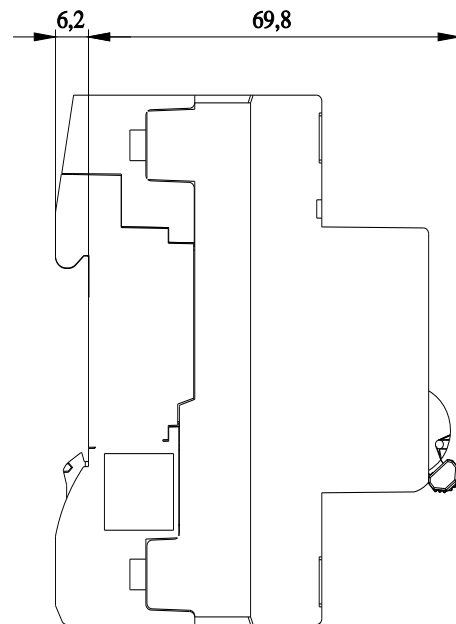
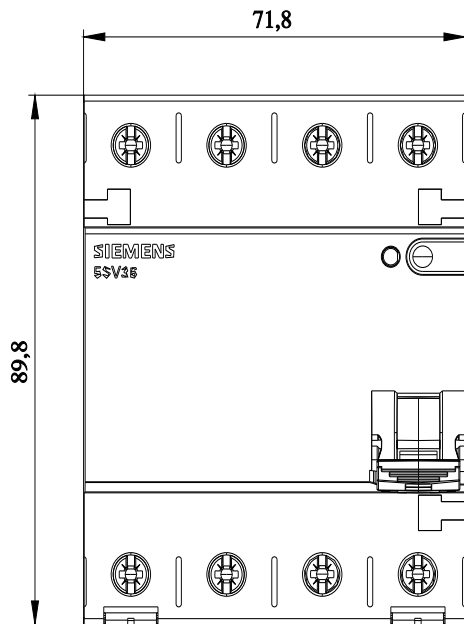
[https://www.automation.siemens.com/bilddb/cax\\_en.aspx?mlfb=5SV3347-4KK14](https://www.automation.siemens.com/bilddb/cax_en.aspx?mlfb=5SV3347-4KK14)

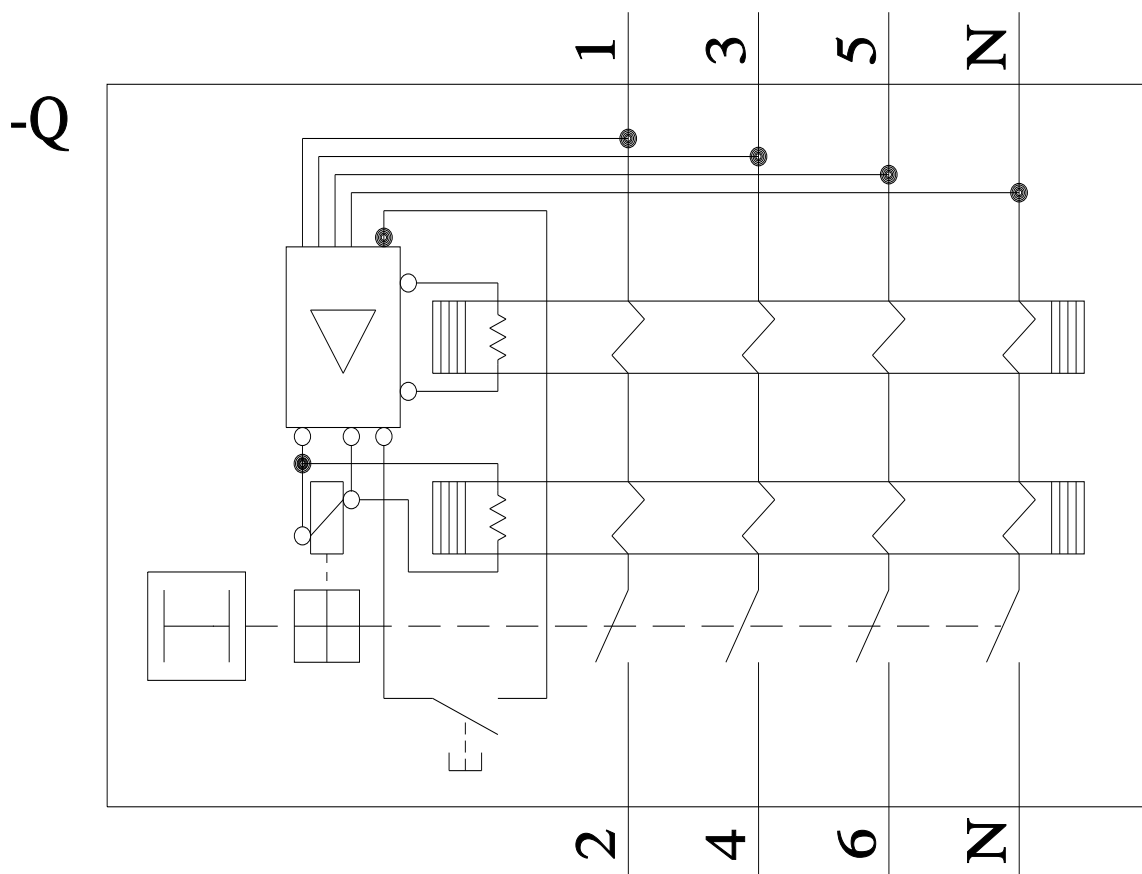
CAX-Online-Generator

<https://www.siemens.com/cax>

Tender specifications

<https://www.siemens.com/specifications>





last modified:

10/9/2025 