



residual current operated circuit breaker, 4-pole, type B+, short-time-delayed, In: 25 A, 300 mA, Un AC: 400 V SIGRES: harsh ambient conditions, extended test interval

Model	
product brand name	SENTRON
product designation	Residual current operated circuit breaker
design of the product	Short-time delayed
product type designation	5SV3
product version	SIGRES
General technical data	
number of poles	4
size of installation devices according to DIN 43880	1
mechanical service life (operating cycles) typical	10 000
short-circuit current of series fuse maximum permissible	100 A
short-circuit current rating	10 kA
switching function short-term delayed	Yes
degree of pollution	2
insulation voltage (Ui) rated value	2 000 V
tripping fault current rated value	300 mA
let-through current permissible	6 200 A
I ² t value permissible	41 000 A ² ·s
Supply voltage	
supply voltage for testing equipment minimum	70 V
value range of the supply voltage frequency	50/60 Hz
value range of the operating frequency	50/60 Hz
value range of the supply voltage at AC	70-440 V
Protection class	
protection class IP	IP20, if the distribution board is installed, with connected conductors
Breaking Capacity	
switching capacity current	
<ul style="list-style-type: none"> according to IEC 61008-1 rated value 	0.8 kA
grid spacing	60 mm
Dissipation	
power loss [W]	
<ul style="list-style-type: none"> for rated value of the current at AC in hot operating state per pole 	1.2 W
<ul style="list-style-type: none"> maximum 	3.6 W
Appearance	
RAL color number	7 035
RAL color number (similar)	7 035
Product details	
product feature silicon-free	Yes

product extension installable supplementary devices	Yes
Connections	
connectable conductor cross-section solid	
• minimum	0.75 mm ²
• maximum	35 mm ²
connectable conductor cross-section stranded	
• minimum	0.75 mm ²
• maximum	35 mm ²
tightening torque with screw-type terminals	
• minimum	2.5 N·m
• maximum	3 N·m
position of power supply cord	top or bottom (top for SIGRES function also in switched-off state)

Mechanical Design	
height	90 mm
width	72 mm
depth	70 mm
installation depth	70 mm
number of modular width units	4
fastening method	DIN rail
mounting position	any
Net Weight	455 g

Environmental conditions	
ambient temperature during operation	
• minimum	-25 °C
• maximum	45 °C
ambient temperature during storage minimum	-40 °C
number of test cycles for environmental testing according to IEC 60068-2-30	28

Approvals Certificates	
General Product Approval	Test Certificates



[Miscellaneous](#)



[Miscellaneous](#)

other	Railway	Dangerous goods	Environment
-------	---------	-----------------	-------------



[Confirmation](#)

[Special Test Certificate](#)

[Transport Information](#)

Siemens EcoTech



[Environmental Confirmations](#)

Environment

[Environmental Confirmations](#)

Further information

- Information on the packaging
<https://support.industry.siemens.com/cs/ww/en/view/109813875>
- Information for data generation and storage
<https://support.industry.siemens.com/cs/ww/en/view/109995012>
- Information- and Downloadcenter (Catalogs, Brochures,...)
<https://www.siemens.com/lowvoltage/catalogs>
- Industry Mall (Online ordering system)
<https://mall.industry.siemens.com/mall/en/en/Catalog/product?mlfb=5SV3642-4KK14>
- Service&Support (Manuals, Certificates, Characteristics, FAQs,...)
<https://support.industry.siemens.com/cs/ww/en/ps/5SV3642-4KK14>

Image database (product images, 2D dimension drawings, 3D models, device circuit diagrams, ...)

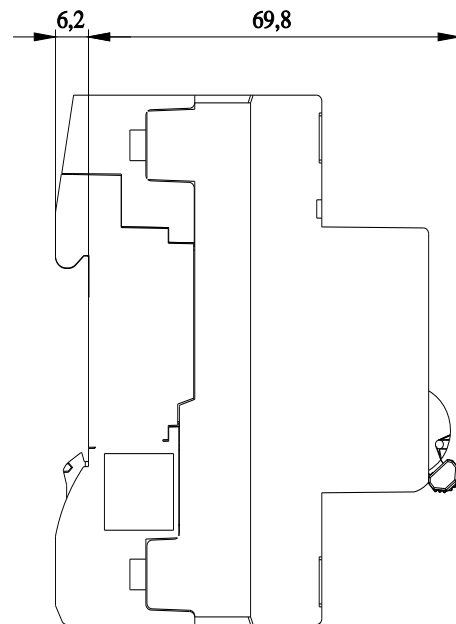
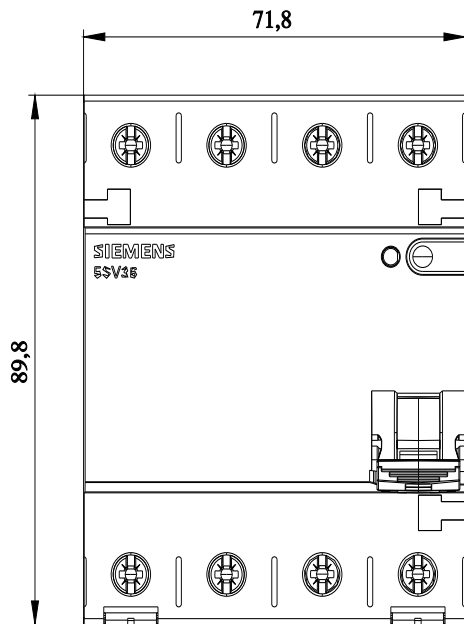
https://www.automation.siemens.com/bilddb/cax_en.aspx?mlfb=5SV3642-4KK14

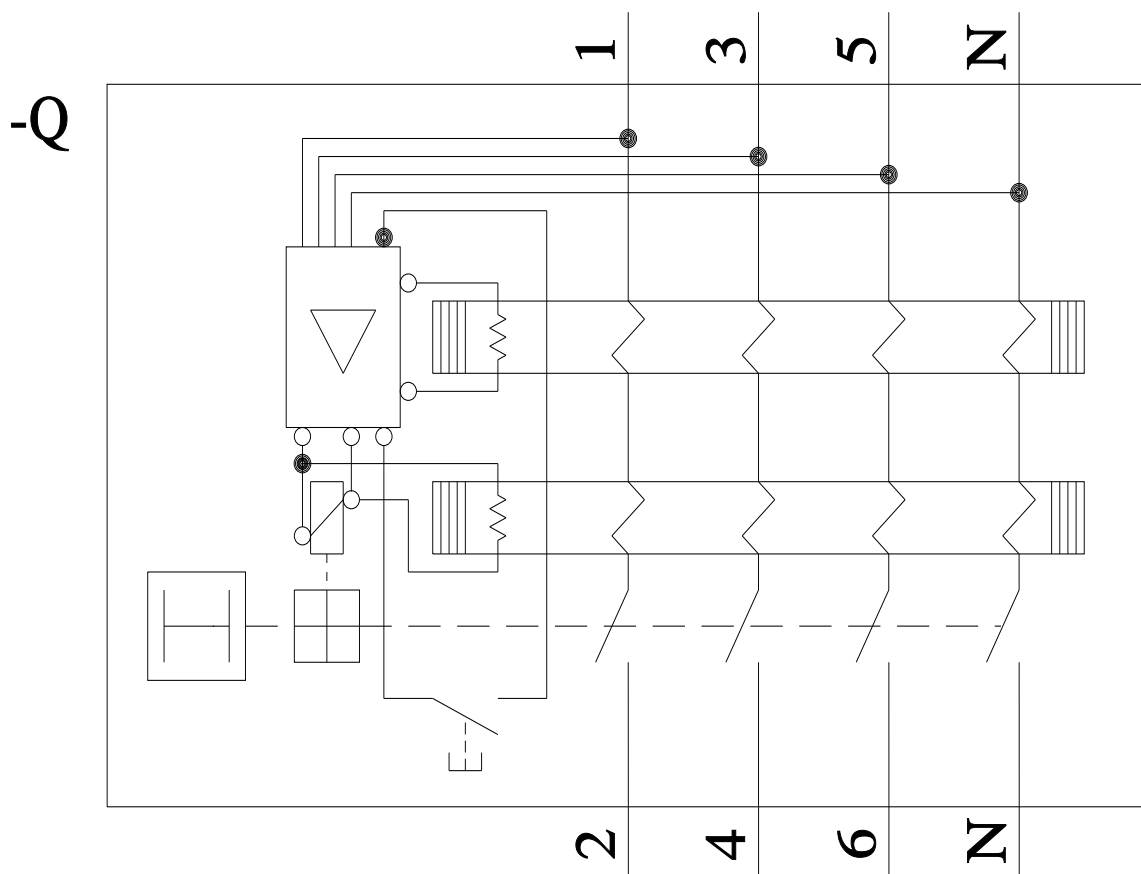
CAX-Online-Generator

<https://www.siemens.com/cax>

Tender specifications

<https://www.siemens.com/specifications>





last modified:

10/9/2025 