



Device circuit breaker 1-pole with auxiliary switch NO contact Characteristic F1 1A  
230 V AC 50/60 Hz 60 V DC Icn 3 kA AC according to IEC 60934

Figure similar

Model	
product brand name	SENTRON
product designation	Device protection switch
General technical data	
number of poles	1
design of pole	1P+AS
tripping characteristic class	F1
mechanical service life (operating cycles) typical	6 000
overvoltage category	3
degree of pollution	2
Voltage	
type of voltage of the operating voltage	AC/DC
insulation voltage (Ui)	
• at DC rated value	72 V
• with single-phase operation at AC rated value	250 V
• operational current	
— at 40 °C rated value	0.92 A
— at 50 °C rated value	0.86 A
— at 55 °C rated value	0.84 A
— at 60 °C rated value	0.81 A
• operational current at AC rated value	1 A
Supply voltage	
supply voltage	
• at AC	230 V
• at DC rated value	60 V
value range of the supply voltage frequency	50/60 Hz
operating voltage at DC rated value maximum	72 V
Protection class	
protection class IP	IP20
Dissipation	
power loss [W] for rated value of the current at AC in hot operating state per pole	2.3 W
suitability for operation	Residential buildings/infrastructure
Product details	
product feature touch protection	Yes
product component	
• combined terminal top	No

• combined terminal bottom	No
• neutral conductor switching	No
<b>product feature properties for main switches in accordance with EN 60204-1</b>	Yes
<b>product feature halogen-free</b>	Yes
<b>product feature sealable</b>	Yes
<b>product feature silicon-free</b>	Yes
<b>product extension installable supplementary devices</b>	Yes

### Connections

<b>connectable conductor cross-section solid</b>	
• minimum	0.5 mm <sup>2</sup>
• maximum	16 mm <sup>2</sup>
<b>connectable conductor cross-section stranded</b>	
• minimum	0.5 mm <sup>2</sup>
• maximum	16 mm <sup>2</sup>
<b>connectable conductor cross-section finely stranded with core end processing</b>	
• minimum	0.5 mm <sup>2</sup>
• maximum	10 mm <sup>2</sup>
<b>AWG number as coded connectable conductor cross section</b>	
• minimum	20
• maximum	6
<b>tightening torque [lbf-in] with screw-type terminals</b>	
• minimum	17.7 lbf-in
<b>tightening torque with screw-type terminals</b>	
• minimum	2 N·m
• maximum	2.5 N·m
<b>position of power supply cord</b>	Any

### Mechanical Design

<b>height</b>	90 mm
<b>width</b>	18 mm
<b>depth</b>	76 mm
<b>installation depth</b>	70 mm
<b>number of modular width units</b>	1
<b>fastening method</b>	DIN rail
<b>mounting position</b>	Horizontal/vertical
<b>Net Weight</b>	120 g

### Environmental conditions

<b>influence of the surrounding temperature</b>	30 °C @ 85%rF; 60 °C @ 20%rF"
<b>standard</b>	IEC / DIN EN 60934, UL1077
<b>vibration resistance according to IEC 60068-2-6</b>	Yes
<b>ambient temperature during operation</b>	
• minimum	-25 °C
• maximum	60 °C
<b>ambient temperature during storage</b>	
• minimum	-40 °C
• maximum	70 °C
<b>number of test cycles for environmental testing according to IEC 60068-2-30</b>	6

### Approvals Certificates

General Product Approval	Test Certificates
--------------------------	-------------------



[Miscellaneous](#)

other	Railway	Environment
-------	---------	-------------



[Confirmation](#)

[Confirmation](#)



[Environmental Con-  
firmations](#)

[Environmental Con-  
firmations](#)

#### Further information

##### Information on the packaging

<https://support.industry.siemens.com/cs/ww/en/view/109813875>

##### Information for data generation and storage

<https://support.industry.siemens.com/cs/ww/en/view/109995012>

##### Information- and Downloadcenter (Catalogs, Brochures,...)

<https://www.siemens.com/lowvoltage/catalogs>

##### Industry Mall (Online ordering system)

<https://mall.industry.siemens.com/mall/en/en/Catalog/product?mlfb=5SY1701-2>

##### Service&Support (Manuals, Certificates, Characteristics, FAQs,...)

<https://support.industry.siemens.com/cs/ww/en/ps/5SY1701-2>

##### Image database (product images, 2D dimension drawings, 3D models, device circuit diagrams, ...)

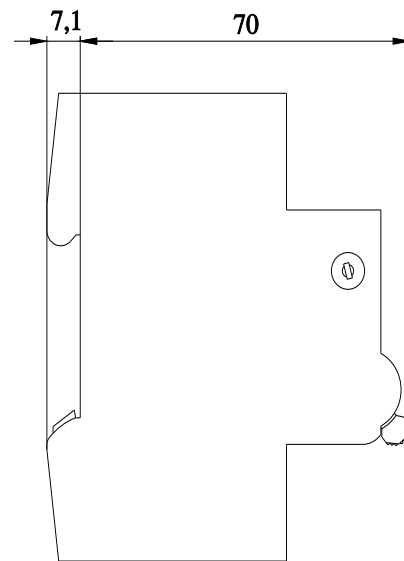
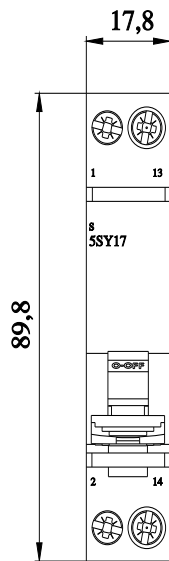
[https://www.automation.siemens.com/bilddb/cax\\_en.aspx?mlfb=5SY1701-2](https://www.automation.siemens.com/bilddb/cax_en.aspx?mlfb=5SY1701-2)

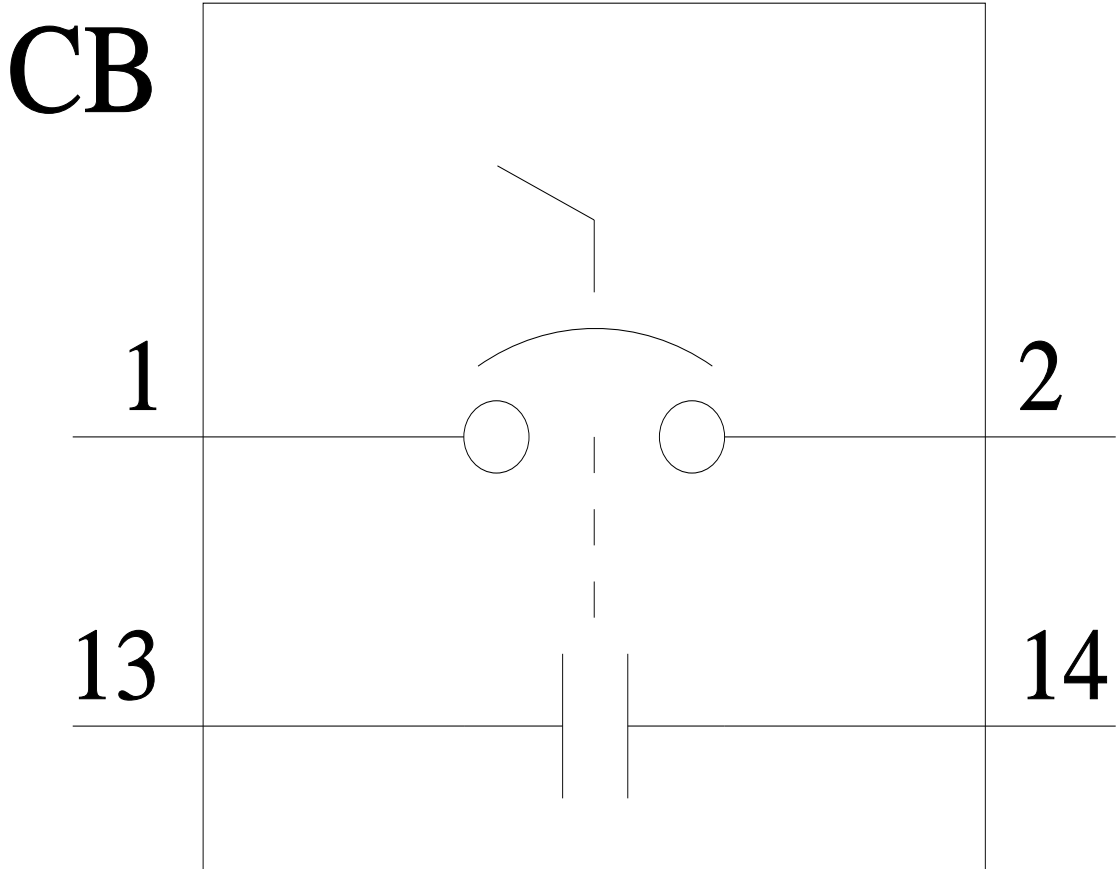
##### CAx-Online-Generator

<https://www.siemens.com/cax>

##### Tender specifications

<https://www.siemens.com/specifications>





last modified:

11/1/2025

