



Device circuit breaker 1-pole with auxiliary switch NO contact Characteristic F1 8A
230 V AC 50/60 Hz 60 V DC Icn 3 kA AC according to IEC 60934

Figure similar

Model	
product brand name	SENTRON
product designation	Device protection switch
General technical data	
number of poles	1
design of pole	1P+AS
tripping characteristic class	F1
mechanical service life (operating cycles) typical	6 000
overvoltage category	3
degree of pollution	2
Voltage	
type of voltage of the operating voltage	AC/DC
insulation voltage (Ui)	
• at DC rated value	72 V
• with single-phase operation at AC rated value	250 V
• operational current	
— at 40 °C rated value	7.33 A
— at 50 °C rated value	6.91 A
— at 55 °C rated value	6.69 A
— at 60 °C rated value	6.46 A
• operational current at AC rated value	8 A
Supply voltage	
supply voltage	
• at AC	230 V
• at DC rated value	60 V
value range of the supply voltage frequency	50/60 Hz
operating voltage at DC rated value maximum	72 V
Protection class	
protection class IP	IP20
Dissipation	
power loss [W] for rated value of the current at AC in hot operating state per pole	2.37 W
suitability for operation	Residential buildings/infrastructure
Product details	
product feature touch protection	Yes
product component	
• combined terminal top	No

• combined terminal bottom	No
• neutral conductor switching	No
product feature properties for main switches in accordance with EN 60204-1	Yes
product feature halogen-free	Yes
product feature sealable	Yes
product feature silicon-free	Yes
product extension installable supplementary devices	Yes

Connections

connectable conductor cross-section solid	
• minimum	0.5 mm ²
• maximum	16 mm ²
connectable conductor cross-section stranded	
• minimum	0.5 mm ²
• maximum	16 mm ²
connectable conductor cross-section finely stranded with core end processing	
• minimum	0.5 mm ²
• maximum	10 mm ²
AWG number as coded connectable conductor cross section	
• minimum	20
• maximum	6
tightening torque [lbf-in] with screw-type terminals	
• minimum	17.7 lbf-in
tightening torque with screw-type terminals	
• minimum	2 N·m
• maximum	2.5 N·m
position of power supply cord	Any

Mechanical Design

height	90 mm
width	18 mm
depth	76 mm
installation depth	70 mm
number of modular width units	1
fastening method	DIN rail
mounting position	Horizontal/vertical
Net Weight	122 g

Environmental conditions

influence of the surrounding temperature	30 °C @ 85%rF; 60 °C @ 20%rF"
standard	IEC / DIN EN 60934, UL1077
vibration resistance according to IEC 60068-2-6	Yes
ambient temperature during operation	
• minimum	-25 °C
• maximum	60 °C
ambient temperature during storage	
• minimum	-40 °C
• maximum	70 °C
number of test cycles for environmental testing according to IEC 60068-2-30	6

Approvals Certificates

General Product Approval	Test Certificates
--------------------------	-------------------



[Miscellaneous](#)

other	Railway	Environment
-------	---------	-------------



[Confirmation](#)

[Confirmation](#)



[Environmental Con-
firmations](#)

[Environmental Con-
firmations](#)

Further information

Information on the packaging

<https://support.industry.siemens.com/cs/ww/en/view/109813875>

Information for data generation and storage

<https://support.industry.siemens.com/cs/ww/en/view/109995012>

Information- and Downloadcenter (Catalogs, Brochures,...)

<https://www.siemens.com/lowvoltage/catalogs>

Industry Mall (Online ordering system)

<https://mall.industry.siemens.com/mall/en/en/Catalog/product?mlfb=5SY1708-2>

Service&Support (Manuals, Certificates, Characteristics, FAQs,...)

<https://support.industry.siemens.com/cs/ww/en/ps/5SY1708-2>

Image database (product images, 2D dimension drawings, 3D models, device circuit diagrams, ...)

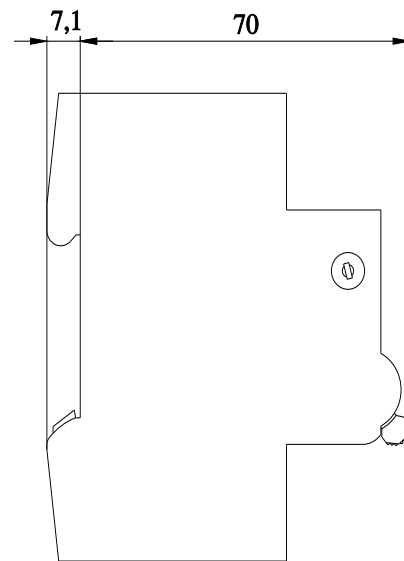
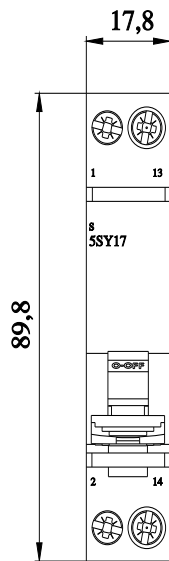
https://www.automation.siemens.com/bilddb/cax_en.aspx?mlfb=5SY1708-2

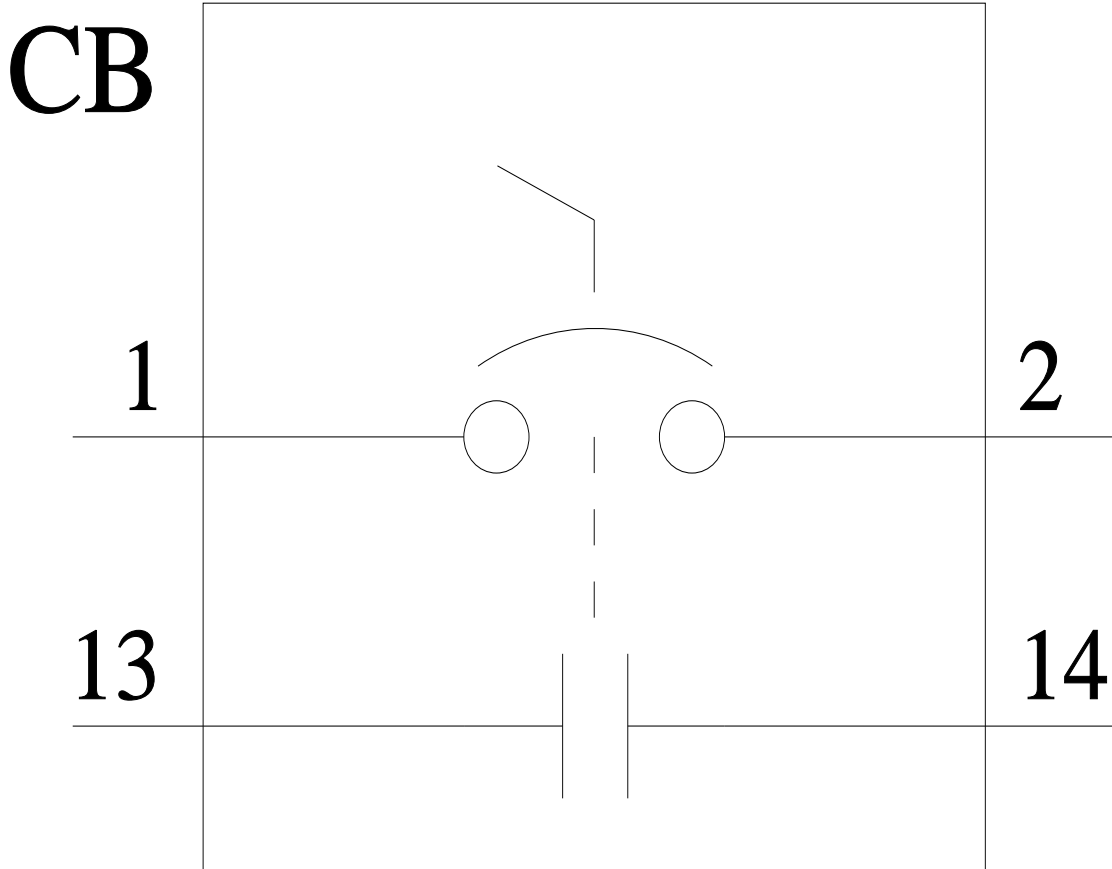
CAx-Online-Generator

<https://www.siemens.com/cax>

Tender specifications

<https://www.siemens.com/specifications>





last modified:

11/1/2025 

