SIEMENS

Data sheet 5SY1716-2

Device circuit breaker 1-pole with auxiliary switch NO contact Characteristic F1 16A 230 V AC 50/60 Hz 60 V DC Icn 3 kA AC according to IEC 60934

Model	
product brand name	SENTRON
product designation	Device protection switch
General technical data	
number of poles	1
design of pole	1P+AS
tripping characteristic class	F1
mechanical service life (operating cycles) typical	6 000
overvoltage category	3
degree of pollution	2
Voltage	
type of voltage of the operating voltage	AC/DC
insulation voltage (Ui)	
● **at DC rated value**	72 V
● with single-phase operation at AC rated value	250 V
● **operational current**	
— **at 40 °C rated value**	14.67 A
— at 50 °C rated value	13.82 A
— at 55 °C rated value	13.38 A
— at 60 °C rated value	12.93 A
● **operational current at AC rated value**	16 A
Supply voltage	
supply voltage	
● at AC	230 V
● at DC rated value	60 V
value range of the supply voltage frequency	50/60 Hz
operating voltage at DC rated value maximum	72 V
Protection class	
protection class IP	IP20
Dissipation	
power loss [W] for rated value of the current at AC in hot operating state per pole	3.07 W
suitability for operation	Residential buildings/infrastructure
Product details	
product feature touch protection	Yes
product component	
● combined terminal top	No
● combined terminal bottom	No

Subject to change without notice
© Copyright Siemens

● neutral conductor switching	No
product feature properties for main switches in accordance with EN 60204-1	Yes
product feature halogen-free	Yes
product feature sealable	Yes
product feature silicon-free	Yes
product extension installable supplementary devices	Yes
Connections	
connectable conductor cross-section solid	
● minimum	0.5 mm²
● maximum	16 mm²
connectable conductor cross-section stranded	
● minimum	0.5 mm²
● maximum	16 mm²
connectable conductor cross-section finely stranded with core end processing	
● minimum	0.5 mm²
● maximum	10 mm²
AWG number as coded connectable conductor cross section	
● minimum	20
● maximum	6
tightening torque [lbf·in] with screw-type terminals	
● minimum	17.7 lbf·in
tightening torque with screw-type terminals	
● minimum	2 N·m
● maximum	2.5 N·m
position of power supply cord	Any
Mechanical Design	
height	90 mm
width	18 mm
depth	76 mm
installation depth	70 mm
number of modular width units	1
fastening method	DIN rail
mounting position	Horizontal/vertical
Net Weight	123 g
Environmental conditions	
influence of the surrounding temperature	30 °C @ 85%rF; 60 °C @ 20%rF"
standard	IEC / DIN EN 60934, UL1077
vibration resistance according to IEC 60068-2-6	Yes
ambient temperature during operation	
● minimum	-25 °C
● maximum	60 °C
ambient temperature during storage	
● minimum	-40 °C
● maximum	70 °C
number of test cycles for environmental testing according to IEC 60068-2-30	6
Approvals Certificates	
General Product Approval	

Confirmation

Test Certificates	**other**	**Railway**	**Environment**

Subject to change without notice
© Copyright Siemens

Miscellaneous | Confirmation | Confirmation | Environmental Confirmations

Environment

Environmental Confirmations

Further information

Information on the packaging
https://support.industry.siemens.com/cs/ww/en/view/109813875
Information for data generation and storage
https://support.industry.siemens.com/cs/ww/en/view/109995012
Information- and Downloadcenter (Catalogs, Brochures,…)
https://www.siemens.com/lowvoltage/catalogs
Industry Mall (Online ordering system)
https://mall.industry.siemens.com/mall/en/en/Catalog/product?mlfb=5SY1716-2
Service&Support (Manuals, Certificates, Characteristics, FAQs,...)
https://support.industry.siemens.com/cs/ww/en/ps/5SY1716-2
Image database (product images, 2D dimension drawings, 3D models, device circuit diagrams, ...)
https://www.automation.siemens.com/bilddb/cax_en.aspx?mlfb=5SY1716-2
CAx-Online-Generator
https://www.siemens.com/cax
Tender specifications
https://www.siemens.com/specifications

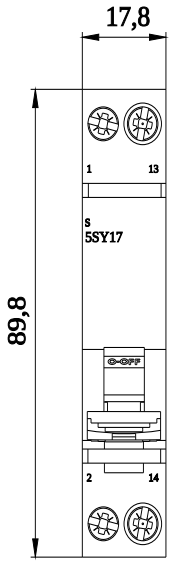

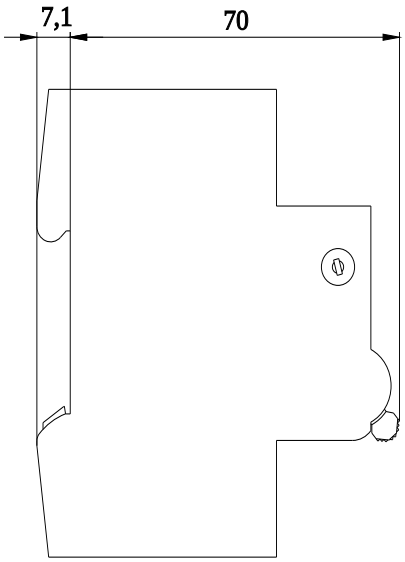

Subject to change without notice
© Copyright Siemens

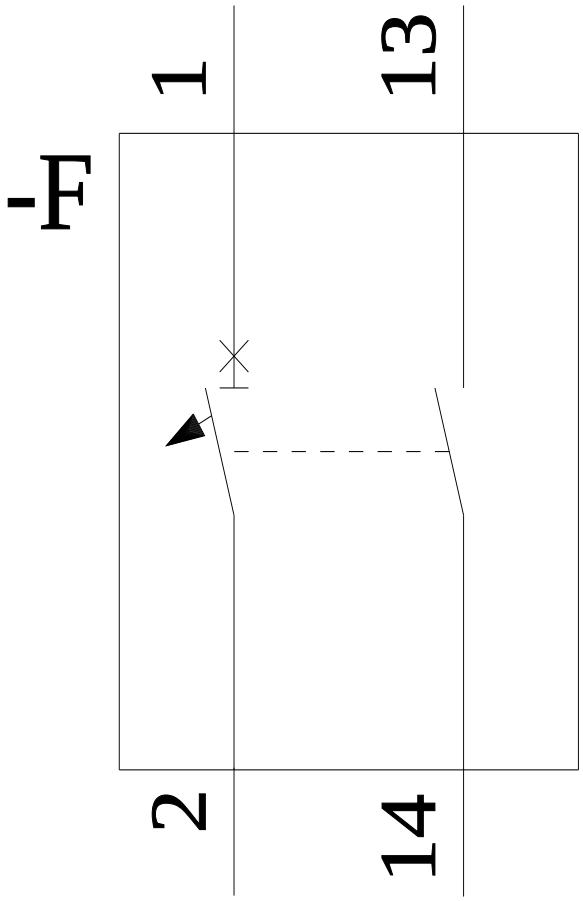

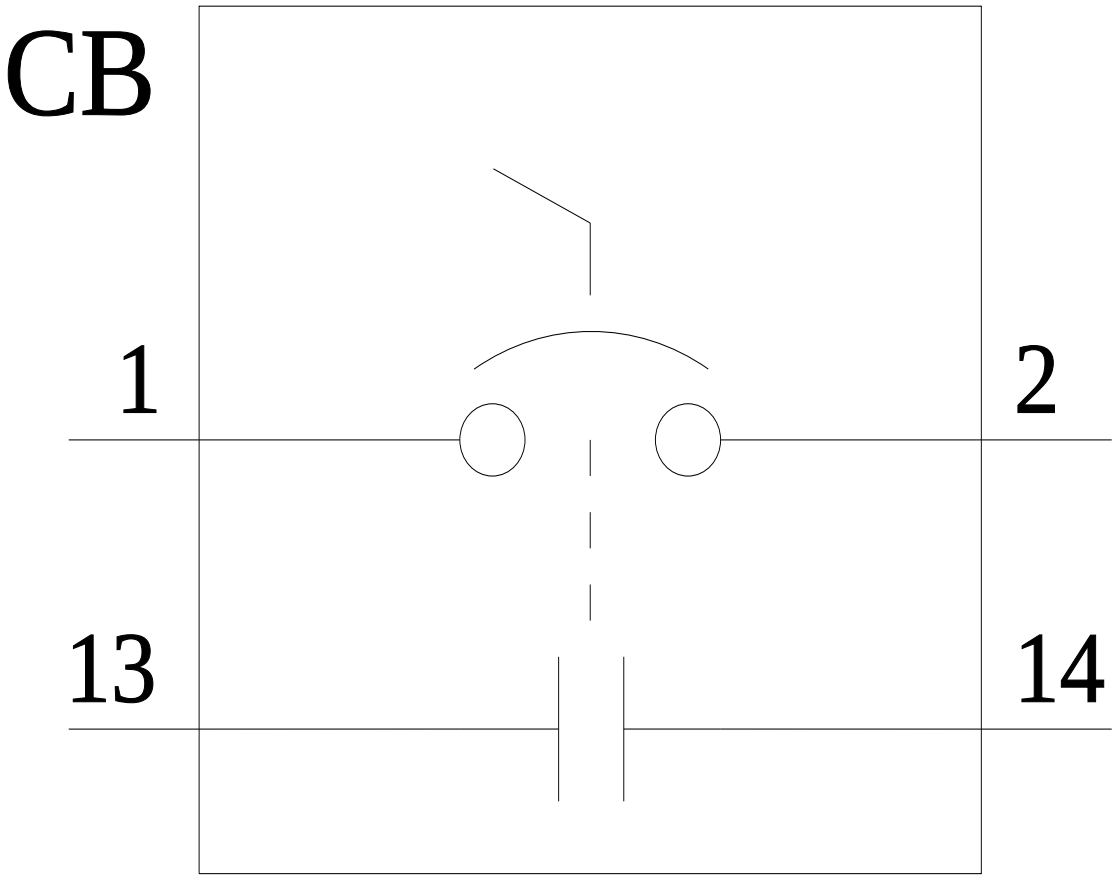

last modified: 11/1/2025

Subject to change without notice
© Copyright Siemens

Subject to change without notice
© Copyright Siemens