



Miniature circuit breaker 400 V 10kA, 3-pole, C, 30 A, D=70 mm

Model	
product brand name	SENTRON
product designation	Miniature circuit breaker
General technical data	
number of poles	3
design of pole	3P
tripping characteristic class	C
mechanical service life (operating cycles) typical	10 000
overvoltage category	3
degree of pollution	3
Voltage	
type of voltage of the operating voltage	AC
insulation voltage (U _i)	
<ul style="list-style-type: none"> with single-phase operation at AC rated value with multi-phase operation at AC rated value 	440 V 440 V
<ul style="list-style-type: none"> operational current <ul style="list-style-type: none"> — at 40 °C rated value — at 50 °C rated value — at 55 °C rated value — at 60 °C rated value operational current at AC rated value 	28.56 A 27.06 A 26.25 A 25.44 A 30 A
Supply voltage	
supply voltage	
<ul style="list-style-type: none"> at AC at DC rated value 	400 V 60 V
value range of the supply voltage frequency	50/60 Hz
operating voltage at DC rated value maximum	72 V
Protection class	
protection class IP	IP20, with connected conductors
Breaking Capacity	
switching capacity current	
<ul style="list-style-type: none"> at DC according to IEC 60947-2 rated value according to EN 60898 rated value according to IEC 60947-2 rated value 	15 kA 10 kA 20 kA
energy limitation class	3
Dissipation	
power loss [W] for rated value of the current at AC in hot operating state per pole	2.3 W

suitability for operation	Infrastructure / Industry
Product details	
product feature touch protection	Yes
product component	
• combined terminal top	Yes
• combined terminal bottom	Yes
• neutral conductor switching	No
product feature properties for main switches in accordance with EN 60204-1	Yes
product feature halogen-free	Yes
product feature sealable	Yes
product feature silicon-free	Yes
product extension installable supplementary devices	Yes
Product function	
set values setting current (Ii) for I-tripping	6,5
reference value setting current (Ii) for I-tripping	x I _n
Short circuit	
short-circuit current breaking capacity (I_{cn})	
• at AC according to UL 1077 and CSA C22.2 No.235	5 kA
Connections	
connectable conductor cross-section solid	
• minimum	0.75 mm ²
• maximum	35 mm ²
connectable conductor cross-section stranded	
• minimum	0.75 mm ²
• maximum	35 mm ²
connectable conductor cross-section finely stranded with core end processing	
• minimum	0.75 mm ²
• maximum	25 mm ²
AWG number as coded connectable conductor cross section	
• minimum	18
• maximum	4
tightening torque [lbf-in] with screw-type terminals	
• minimum	22 lbf-in
• maximum	31 lbf-in
tightening torque with screw-type terminals	
• minimum	2.5 N·m
• maximum	3.5 N·m
position of power supply cord	Any
Mechanical Design	
height	90 mm
width	54 mm
depth	76 mm
installation depth	70 mm
number of modular width units	3
fastening method	DIN rail
mounting position	any
Net Weight	469 g
Environmental conditions	
influence of the surrounding temperature	max. 95% RH up to 55°C, max. 55% RH up to 70°C, max. 35% RH up to 75°C
standard	IEC / EN 60898-1, IEC / EN 60947-2 / UL1077
vibration resistance according to IEC 60068-2-6	±1mm at 5 to 25Hz; 50m/s ² at 25 to 150Hz
ambient temperature during operation	
• minimum	-40 °C
• maximum	70 °C
ambient temperature during storage	
• minimum	-40 °C

• maximum	75 °C
number of test cycles for environmental testing according to IEC 60068-2-30	6

Environmental footprint	
Environmental Product Declaration(EPD)	Yes
global warming potential [CO2 eq] total	25 kg
global warming potential [CO2 eq] during manufacturing	1.53 kg
global warming potential [CO2 eq] during operation	23.5 kg
global warming potential [CO2 eq] after end of life	0.026 kg




Approvals Certificates

General Product Approval





[Confirmation](#)



General Product Approval	EMV	Test Certificates
Miscellaneous   		Special Test Certificate Miscellaneous

Maritime application	other
    	

other	Railway	Environment	
Confirmation	Special Test Certificate	Confirmation	 Environmental Confirmations

Further information

Information on the packaging
<https://support.industry.siemens.com/cs/ww/en/view/109813875>

Information for data generation and storage
<https://support.industry.siemens.com/cs/ww/en/view/109995012>

Information- and Downloadcenter (Catalogs, Brochures,...)
<https://www.siemens.com/lowvoltage/catalogs>

Industry Mall (Online ordering system)
<https://mall.industry.siemens.com/mall/en/en/Catalog/product?mlfb=5SY4330-7>

Service&Support (Manuals, Certificates, Characteristics, FAQs,...)
<https://support.industry.siemens.com/cs/ww/en/ps/5SY4330-7>

Image database (product images, 2D dimension drawings, 3D models, device circuit diagrams, ...)
https://www.automation.siemens.com/bilddb/cax_en.aspx?mlfb=5SY4330-7

CAX-Online-Generator
<https://www.siemens.com/cax>

Tender specifications
<https://www.siemens.com/specifications>



CB



last modified:

11/1/2025 

