



Miniature circuit breaker 400 V D=70 mm 25 kA according to EN 60947-2, 2P, D0.3

Model	
product brand name	SENTRON
product designation	Miniature circuit breaker
General technical data	
number of poles	2
design of pole	2P
tripping characteristic class	D
mechanical service life (operating cycles) typical	10 000
overvoltage category	3
degree of pollution	3
Voltage	
type of voltage of the operating voltage	AC
insulation voltage (Ui)	
• with single-phase operation at AC rated value	440 V
• with multi-phase operation at AC rated value	440 V
supply voltage with single-phase operation at AC rated value	230 V
• operational current	
— at 50 °C rated value	0.29 A
— at 55 °C rated value	0.28 A
• operational current at AC rated value	0.3 A
Supply voltage	
supply voltage	
• at AC	400 V
value range of the supply voltage frequency	50/60 Hz
Protection class	
protection class IP	IP20, with connected conductors
Breaking Capacity	
switching capacity current	
• at DC according to IEC 60947-2 rated value	15 kA
• according to IEC 60947-2 rated value	70 kA
Dissipation	
power loss [W] for rated value of the current at AC in hot operating state per pole	0.9 W
suitability for operation	Infrastructure / Industry
Product details	
product feature touch protection	Yes
product component	

<ul style="list-style-type: none"> <li>combined terminal top</li> </ul>	Yes
<ul style="list-style-type: none"> <li>combined terminal bottom</li> </ul>	Yes
<ul style="list-style-type: none"> <li>neutral conductor switching</li> </ul>	No
<b>product feature properties for main switches in accordance with EN 60204-1</b>	Yes
<b>product feature halogen-free</b>	Yes
<b>product feature sealable</b>	Yes
<b>product feature silicon-free</b>	Yes
<b>product extension installable supplementary devices</b>	Yes
<b>Product function</b>	
<b>set values setting current (Ii) for I-tripping</b>	12,5
<b>reference value setting current (Ii) for I-tripping</b>	x In
<b>Short circuit</b>	
<b>short-circuit current breaking capacity (Icn)</b>	
<ul style="list-style-type: none"> <li>at AC according to UL 1077 and CSA C22.2 No.235</li> </ul>	5 kA
<b>Connections</b>	
<b>connectable conductor cross-section solid</b>	
<ul style="list-style-type: none"> <li>minimum</li> </ul>	0.75 mm <sup>2</sup>
<ul style="list-style-type: none"> <li>maximum</li> </ul>	35 mm <sup>2</sup>
<b>connectable conductor cross-section stranded</b>	
<ul style="list-style-type: none"> <li>minimum</li> </ul>	0.75 mm <sup>2</sup>
<ul style="list-style-type: none"> <li>maximum</li> </ul>	35 mm <sup>2</sup>
<b>connectable conductor cross-section finely stranded with core end processing</b>	
<ul style="list-style-type: none"> <li>minimum</li> </ul>	0.75 mm <sup>2</sup>
<ul style="list-style-type: none"> <li>maximum</li> </ul>	25 mm <sup>2</sup>
<b>AWG number as coded connectable conductor cross section</b>	
<ul style="list-style-type: none"> <li>minimum</li> </ul>	18
<ul style="list-style-type: none"> <li>maximum</li> </ul>	4
<b>tightening torque [lbf-in] with screw-type terminals</b>	
<ul style="list-style-type: none"> <li>minimum</li> </ul>	22 lbf-in
<ul style="list-style-type: none"> <li>maximum</li> </ul>	31 lbf-in
<b>tightening torque with screw-type terminals</b>	
<ul style="list-style-type: none"> <li>minimum</li> </ul>	2.5 N·m
<ul style="list-style-type: none"> <li>maximum</li> </ul>	3.5 N·m
<b>position of power supply cord</b>	Any
<b>Mechanical Design</b>	
<b>height</b>	90 mm
<b>width</b>	36 mm
<b>depth</b>	76 mm
<b>installation depth</b>	70 mm
<b>number of modular width units</b>	2
<b>fastening method</b>	DIN rail
<b>mounting position</b>	any
<b>Net Weight</b>	0.321 kg
<b>Environmental conditions</b>	
<b>influence of the surrounding temperature</b>	max. 95% RH up to 55°C
<b>standard</b>	IEC / EN 60947-2 / UL1077
<b>vibration resistance according to IEC 60068-2-6</b>	±1mm at 5 to 25Hz; 50m/s <sup>2</sup> at 25 to 150Hz
<b>ambient temperature during operation</b>	
<ul style="list-style-type: none"> <li>minimum</li> </ul>	-25 °C
<ul style="list-style-type: none"> <li>maximum</li> </ul>	55 °C
<b>ambient temperature during storage</b>	
<ul style="list-style-type: none"> <li>minimum</li> </ul>	-40 °C
<ul style="list-style-type: none"> <li>maximum</li> </ul>	75 °C
<b>number of test cycles for environmental testing according to IEC 60068-2-30</b>	6
<b>Approvals Certificates</b>	



[Confirmation](#)



[Miscellaneous](#)



other

Environment



[Confirmation](#)



[Environmental Con-  
firmations](#)

[Environmental Con-  
firmations](#)

Further information

Information on the packaging

<https://support.industry.siemens.com/cs/ww/en/view/109813875>

Information for data generation and storage

<https://support.industry.siemens.com/cs/ww/en/view/109995012>

Information- and Downloadcenter (Catalogs, Brochures,...)

<https://www.siemens.com/lowvoltage/catalogs>

Industry Mall (Online ordering system)

<https://mall.industry.siemens.com/mall/en/en/Catalog/product?mlfb=5SY8214-8>

Service&Support (Manuals, Certificates, Characteristics, FAQs,...)

<https://support.industry.siemens.com/cs/ww/en/ps/5SY8214-8>

Image database (product images, 2D dimension drawings, 3D models, device circuit diagrams, ...)

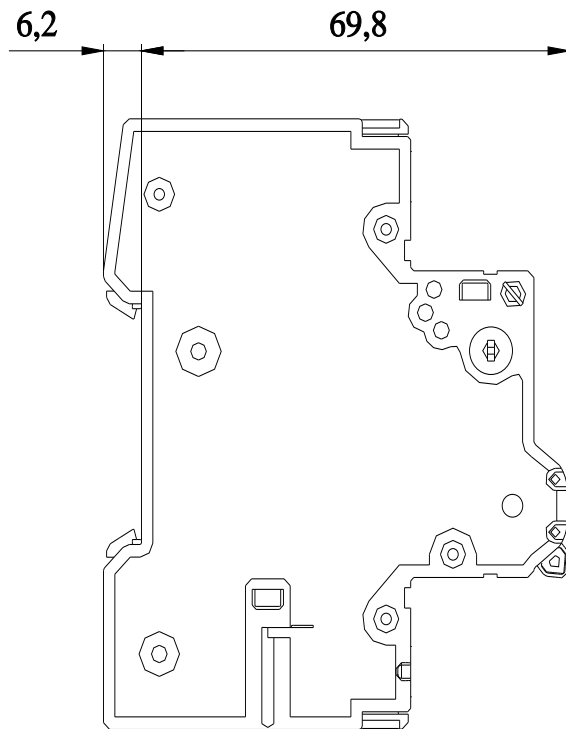
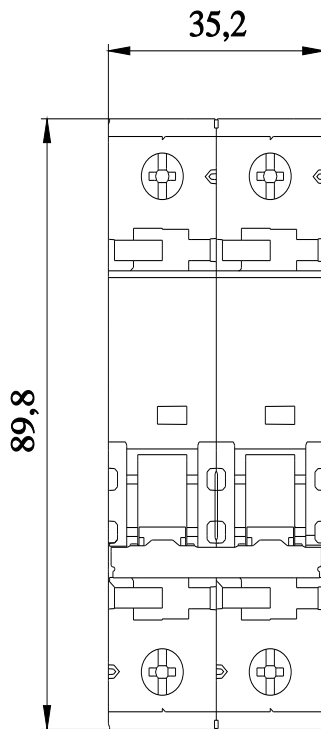
[https://www.automation.siemens.com/bilddb/cax\\_en.aspx?mlfb=5SY8214-8](https://www.automation.siemens.com/bilddb/cax_en.aspx?mlfb=5SY8214-8)

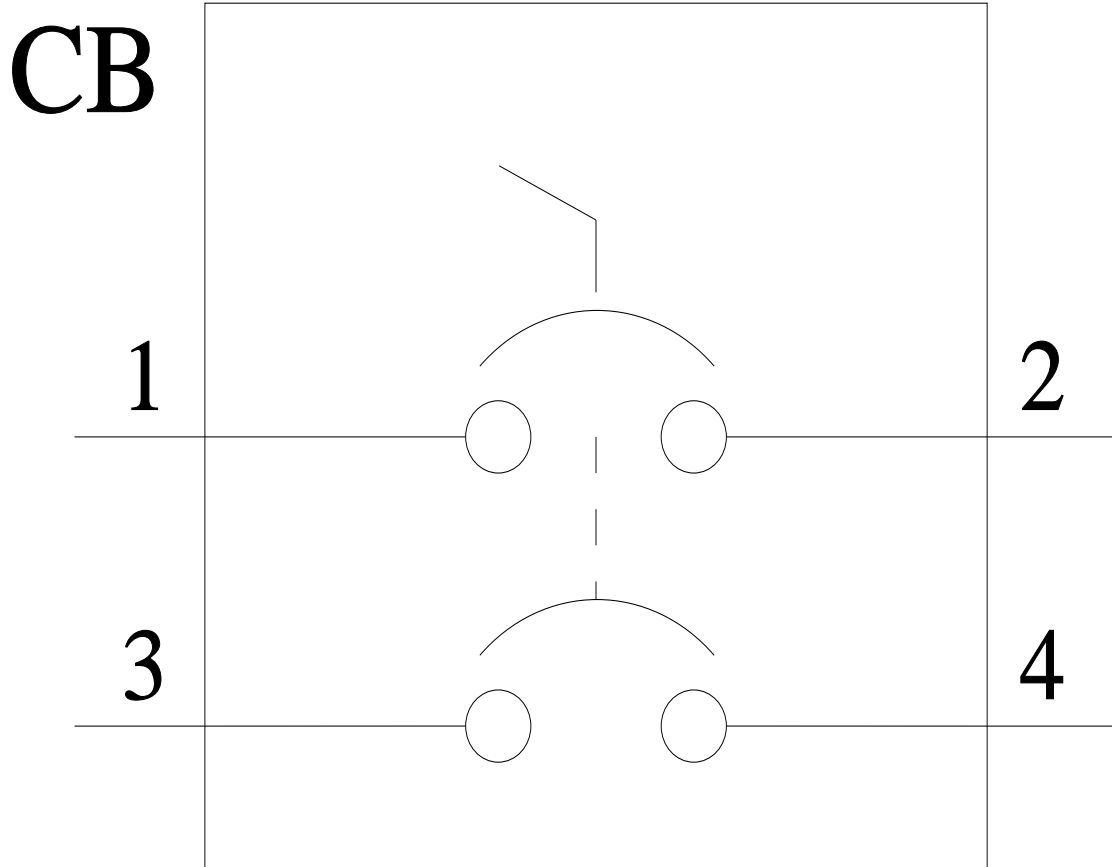
CAX-Online-Generator

<https://www.siemens.com/cax>

Tender specifications

<https://www.siemens.com/specifications>





last modified:

8/6/2025

