



Remote control switch Contact for 25 A Voltage 24 V DC 2 NO

Figure similar

Model	
product brand name	SENTRON
product designation	Remote control switch
design of the product	2NO, 24 V DC, 25 A
latching relay design	Mechanical switch
General technical data	
electrical endurance (operating cycles)	50 000
galvanic isolation between magnet coil and contact	Yes
switching voltage of the contacts at AC minimum	10 V
switching current at AC per contact minimum	100 mA
degree of pollution	3
power loss [V·A] of magnet coil with pulse rated value	9 VA
Voltage	
type of voltage of the operating voltage	AC
continuous voltage fuse version	Yes
surge voltage resistance rated value	3 kV
supply voltage	400 V
Supply voltage	
supply voltage	
• minimum	230 V
Protection class	
protection class IP	IP20
Breaking Capacity	
switching capacity apparent power	
• for fluorescent lamp load with DUO circuit	2 436 VA
• for fluorescent lamp load with parallel compensation	986 VA
• for uncompensated fluorescent lamp load	1 624 VA
switching capacity current	
• at cos phi 0.6	25 A
• rated value	25 A
switching capacity active power with incandescent lamp load	5 500 W
Dissipation	
power loss [W]	
• at 16 A per contact rated value	2 W
• of magnet coil with pulse rated value	9 W
Control current	
type of voltage	

• of control voltage_1	DC
control voltage	
• _1 initial value	207 V
• _1 full-scale value	253 V
• _1 setpoint	24 V

Product details

product component switch position indicator	Yes
number of NC contacts	0
number of NO contacts	2
number of CO contacts	0

Product function

product function	
• direct operation	Yes
• communication function	No
• other measurement function	No
pulse duration minimum	100 ms

Number

number of terminals	4
----------------------------	---

Connections

connectable conductor cross-section for flexible conductor with core end processing	
• minimum	1 mm ²
• maximum	10 mm ²
connectable conductor cross-section for rigid conductor	
• minimum	1 mm ²
• maximum	10 mm ²

Mechanical Design

height	90 mm
width	17.5 mm
width of opening of the contacts	3 mm
depth	73 mm
mounting height	90 mm
installation depth	70 mm
number of modular width units	1
fastening method	DIN rail
mounting position	Horizontal and vertical
Net Weight	144 g

Environmental conditions

ambient temperature during operation	
• minimum	-25 °C
• maximum	55 °C
ambient temperature with relative humidity 95% according to DIN 50015	55 °C

Approvals Certificates

General Product Approval	Test Certificates	other
---------------------------------	--------------------------	--------------



[Confirmation](#)



[Miscellaneous](#)



other	Environment
--------------	--------------------

[Miscellaneous](#)

[Confirmation](#)

[Environmental Con-
firmations](#)

[Environmental Con-
firmations](#)

Further information

Information on the packaging

<https://support.industry.siemens.com/cs/ww/en/view/109813875>

Information for data generation and storage

<https://support.industry.siemens.com/cs/ww/en/view/109995012>

Information- and Downloadcenter (Catalogs, Brochures,...)

<https://www.siemens.com/lowvoltage/catalogs>

Industry Mall (Online ordering system)

<https://mall.industry.siemens.com/mall/en/en/Catalog/product?mlfb=5TT4432-5>

Service&Support (Manuals, Certificates, Characteristics, FAQs,...)

<https://support.industry.siemens.com/cs/ww/en/ps/5TT4432-5>

Image database (product images, 2D dimension drawings, 3D models, device circuit diagrams, ...)

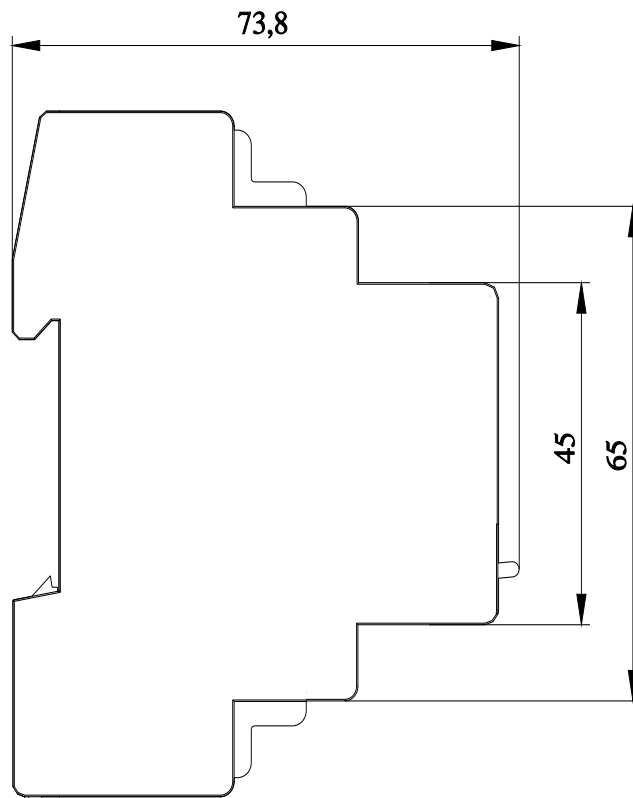
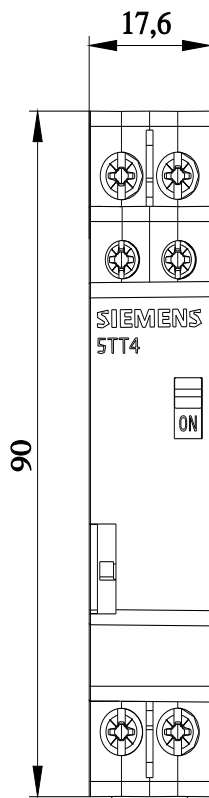
https://www.automation.siemens.com/bilddb/cax_en.aspx?mlfb=5TT4432-5

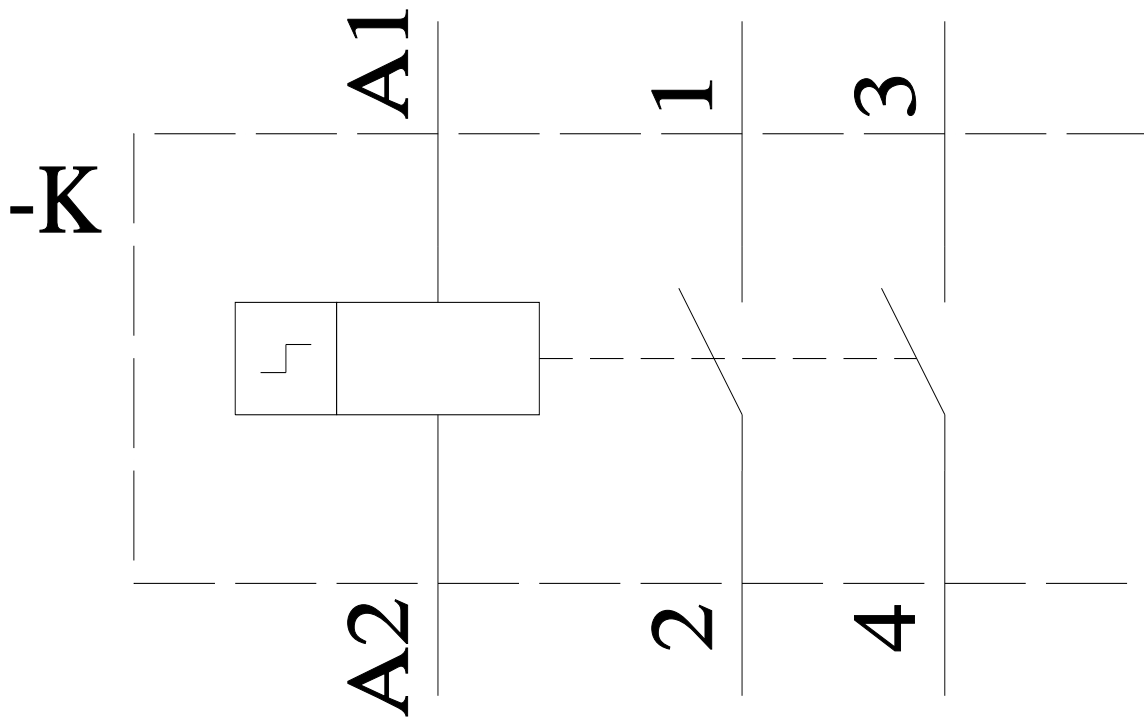
CAX-Online-Generator

<https://www.siemens.com/cax>

Tender specifications

<https://www.siemens.com/specifications>





last modified:

6/5/2025 

