



Figure similar

spare part SIMATIC S7-300, analog input SM 331, isolated, 8 AI; +/-5/10V, 1-5 V, +/-20 mA, 0/4 to 20 mA, 16 bit (55 ms), single-point grounding (50 V COM.), 1x 40-pole

Input current	
from backplane bus 5 V DC, max.	130 mA
Power loss	
Power loss, typ.	0.6 W
Analog inputs	
Number of analog inputs	8
permissible input voltage for voltage input (destruction limit), max.	50 V; Permanent
permissible input current for current input (destruction limit), max.	32 mA
Input ranges	
• Voltage	Yes
• Current	Yes
• Thermocouple	No
• Resistance thermometer	No
• Resistance	No
Input ranges (rated values), voltages	
• 0 to +10 V	No
• 1 V to 5 V	Yes
— Input resistance (1 V to 5 V)	2 M Ω
• 1 V to 10 V	No
• -1 V to +1 V	No
• -10 V to +10 V	Yes
— Input resistance (-10 V to +10 V)	2 M Ω
• -2.5 V to +2.5 V	No
• -250 mV to +250 mV	No
• -5 V to +5 V	Yes
— Input resistance (-5 V to +5 V)	2 M Ω
• -50 mV to +50 mV	No
• -500 mV to +500 mV	No
• -80 mV to +80 mV	No
Input ranges (rated values), currents	
• 0 to 20 mA	Yes
— Input resistance (0 to 20 mA)	250 Ω
• -10 mA to +10 mA	No
• -20 mA to +20 mA	Yes
— Input resistance (-20 mA to +20 mA)	250 Ω
• -3.2 mA to +3.2 mA	No
• 4 mA to 20 mA	Yes
— Input resistance (4 mA to 20 mA)	250 Ω

Input ranges (rated values), thermocouples	
• Type B	No
• Type C	No
• Type E	No
• Type J	No
• Type K	No
• Type L	No
• Type N	No
• Type R	No
• Type S	No
• Type T	No
• Type U	No
• Type TXK/TXK(L) to GOST	No
Input ranges (rated values), resistance thermometer	
• Cu 10	No
• Ni 100	No
• Ni 1000	No
• LG-Ni 1000	No
• Ni 120	No
• Ni 200	No
• Ni 500	No
• Pt 100	No
• Pt 1000	No
• Pt 200	No
• Pt 500	No
Input ranges (rated values), resistors	
• 0 to 150 ohms	No
• 0 to 300 ohms	No
• 0 to 600 ohms	No
• 0 to 6000 ohms	No
Cable length	
• shielded, max.	200 m
Analog value generation for the inputs	
Integration and conversion time/resolution per channel	
• Resolution with overrange (bit including sign), max.	16 bit; Unipolar: 15/15/15/15 bit; bipolar: 15 bit + sign/15 bit + sign/15 bit + sign/15 bit + sign
• Integration time, parameterizable	Yes; 10/ 16.67/ 20/ 100 ms
• Interference voltage suppression for interference frequency f_1 in Hz	400 / 60 / 50 / 10 Hz
Encoder	
Connection of signal encoders	
• for voltage measurement	Yes
• for current measurement as 2-wire transducer	Yes; with external transmitter; possible with separate supply for transmitter
• for current measurement as 4-wire transducer	Yes
Errors/accuracies	
Operational error limit in overall temperature range	
• Voltage, relative to input range, (+/-)	0.1 %; At $U_{cm} = 0$ V or ± 0.7 % at $U_{cm} = 50$ V
• Current, relative to input range, (+/-)	0.3 %; At $U_{cm} = 0$ V or ± 0.9 % at $U_{cm} = 50$ V
Basic error limit (operational limit at 25 °C)	
• Voltage, relative to input range, (+/-)	0.05 %
• Current, relative to input range, (+/-)	0.05 %
Interrupts/diagnostics/status information	
Diagnostics function	Yes; Parameterizable
Alarms	
• Diagnostic alarm	Yes; Parameterizable
• Limit value alarm	Yes; Parameterizable, channels 0 and 2
Diagnoses	
• Diagnostic information readable	Yes
Diagnostics indication LED	
• Group error SF (red)	Yes
Potential separation	

Potential separation analog inputs	
• between the channels	No
• between the channels, in groups of	2
• between the channels and backplane bus	Yes

Isolation

Isolation tested with	500 V DC
-----------------------	----------

connection method

required front connector	40-pin
--------------------------	--------

Dimensions

Width	40 mm
Height	125 mm
Depth	117 mm

Weights

Weight, approx.	272 g
-----------------	-------

Classifications

	Version	Classification
eClass	14	27-24-22-01
eClass	12	27-24-22-01
eClass	9.1	27-24-22-01
eClass	9	27-24-22-01
eClass	8	27-24-22-01
eClass	7.1	27-24-22-01
eClass	6	27-24-22-01
ETIM	10	EC001420
ETIM	9	EC001420
ETIM	8	EC001420
ETIM	7	EC001420
IDEA	4	3562
UNSPSC	15	32-15-17-05

Approvals / Certificates





General Product Approval

[Manufacturer Declaration](#) [Miscellaneous](#)    [Metrological Approval](#)

General Product Approval **EMV** **For use in hazardous locations**

     [FM](#)

For use in hazardous locations **Maritime application**

  [Miscellaneous](#) [CCC-Ex](#)  

Maritime application



[NK / Nippon Kaiji Kyokai](#)



[CCS \(China Classification Society\)](#)

last modified:

4/7/2025